

# SERIE ITALIA | ITALIA SERIES



esmaltado  
glazed



<1,25%  
máx. 2 mm



3-<E≤6%



3,7x10<sup>6</sup>x C<sup>-1</sup>



20 N/mm<sup>2</sup>



PARMA: PEI 2  
PISA: PEI 3



clase 5  
Class 5



Deslizam. CTE: Clase 2  
Slipping resist. CTE: Class 2




B



R10





si/yes




Simbología y normas en pág. 186 Symbols and Standards p. 186  
Los colores son indicativos Colours are just indicative

Esmaltados *Glazed Tiles*




Parma



Pisa

# SERIE ITALIA | ITALIA SERIES


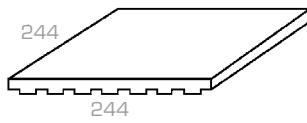
## Bases Basic pieces



**Parma 25x25**

Cod. 02830

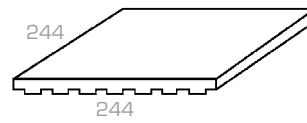
MC565



**Pisa 25x25**

Cod. 01610

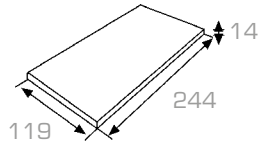
MC565



**Parma 12x25**

Cod. 02831

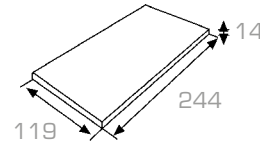
MC565



**Pisa 12x25**

Cod. 01611

MC565



Artículo Item	Medidas (mm) Size (mm)	Espesor (mm) Thickness (mm)	U.M.*	U.M.*		Piezas Pieces		Peso (Kg) Weight (Kg)		
						U.M.*	U.M.*	U.M.*		
<b>Base 25x25</b> Tile 25x25	244x244	14	M² SQM	1	60	16	16	26,25	26,25	1575
<b>Base 12x25</b> Tile 12x25	244x120	14	M² SQM	1	60	32	16	24,06	12,03	1443,6

\*Unidad de Medida. Los artículos medidos en M² o ML se sirven contando la junta normal entre piezas  
\*Unit of measure. Items measured in SQM or LM are delivered assuming average joint between pieces





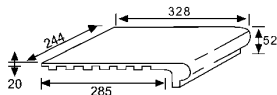
Parma 25x25

**Peldaño 24-25**  
Stair-tread 24-25



Parma ■  
Cod. 02832  
**PZ315**

Pisa ■  
Cod. 01612  
**PZ315**

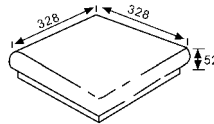


**Esquina de peldaño ref. 24**  
Stair-tread corner ref. 24



Parma ■  
Cod. 02833  
**PZ695**

Pisa ■  
Cod. 01617  
**PZ695**

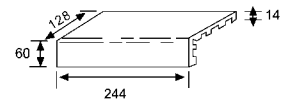


**Ángulo desigual**  
Unequal angle



Parma ■  
Cod. 01594  
**PZ180**

Pisa ■  
Cod. 01616  
**PZ180**

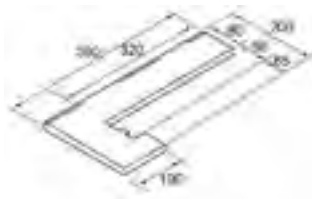


**Zanquín izda.**  
String left side



Parma ■  
Cod. 02834  
**PZ190**

Pisa ■  
Cod. 01613  
**PZ190**



**Zanquín dcha.**  
String right side



Parma ■  
Cod. 02835  
**PZ190**

Pisa ■  
Cod. 01614  
**PZ190**

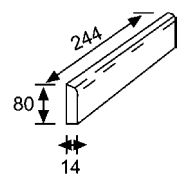


**Rodapié**  
Skirting board




Parma ■  
Cod. 02836  
**ML190**








Pisa ■  
Cod. 01615  
**PZ190**







Parma 12x25

Artículo Item	Medidas (mm) Size (mm)	Espesor (mm) Thickness (mm)	U.M.*	U.M.*		Piezas Pieces		Peso (Kg) Weight (Kg)		
						U.M.* 	U.M.* 	U.M.* 		
<b>Peldaño 24-25</b> <i>Stair-tread 24-25</i>	244x328x52	20	Pz. Pc.	6	324	1	6	3,52	21,12	1140
<b>Esquina</b> <i>Stair-tread corner</i>	328x328x52	20	Pz. Pc.	2	72	1	2	5,3	10,6	400
<b>Zanquín izda.</b> <i>String left</i>	381x80/200x100	16	Pz. Pc.	10	300	1	10	1,3	13	390
<b>Zanquín dcha.</b> <i>String right</i>	381x80/200x100	16	Pz. Pc.	10	300	1	10	1,3	13	390
<b>Rodapié</b> <i>Skirting board</i>	244x80	14	ML LM	11,25	450	4	45	2,3	25,9	1045
<b>Ángulo desigual</b> <i>Unequal edge</i>	244x128x60	14	Pz. Pc.	12	720	1	12	1,2	144	880

\*Unidad de Medida. Los artículos medidos en M<sup>2</sup> o ML se sirven contando la junta normal entre piezas  
 \*Unit of measure. Items measured in SGIM or LM are delivered assuming average joint between pieces