

PVT0/FLOOR/SOL: LUNI Blanco 75X75 LEVIGLASS



LUNI

LEVIGLASS

COMPACGLASS

PAMESA
ceramica

PAMESA CERÁMICA S.L.
Cno. Alcora, 8 - Apdo. Correos 14 - 12550 ALMAZORA - Castellón - SPAIN
Tel.: 34 - 964 50 75 00 - Telefax: 34 - 964 52 27 16 / 34 - 964 53 27 31
e-mail: nacional@pamesa.com / export@pamesa.com / web: www.pamesa.com



PAMESA
ceramica

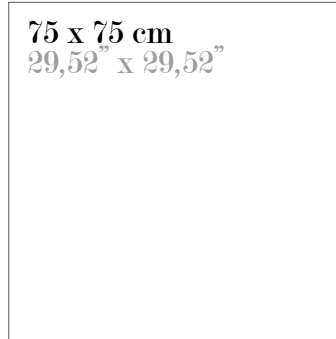
LUNI

75x75 cm / 37,5x75 cm
60x60 cm / 30x60 cm
29,52" x 29,52" / 14,76" x 29,52"
23,62" x 23,62" / 11,81" x 23,62"

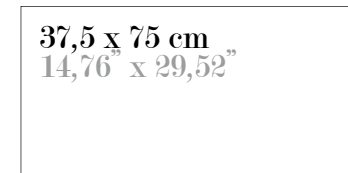


LEVIGLASS
GRES PORCELÁNICO ESMALTADO
PULIDO RECTIFICADO
POLISHED GLAZED RECTIFIED PORCELAIN TILES
GRÈS CÉRAME ÉMAILLÉ POLI RECTIFIÉ

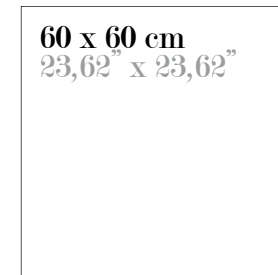
COMPACGLASS
GRES PORCELÁNICO ESMALTADO
RECTIFICADO
GLAZED RECTIFIED PORCELAIN TILES
GRÈS CÉRAME ÉMAILLÉ RECTIFIÉ



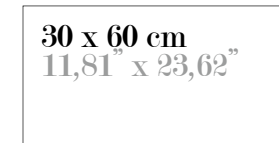
LUNI Blanco	M38	PEI 4
4.875.12.2808		<input type="checkbox"/>
LUNI Blanco	M30	PEI 4
17.875.12.2808		<input type="checkbox"/>



LUNI Blanco	M38	PEI 4
4.860.12.2808		<input type="checkbox"/>
LUNI Blanco	M30	PEI 4
17.860.12.2808		<input type="checkbox"/>



LUNI Blanco	M28	PEI 4
4.840.12.2808		<input type="checkbox"/>
LUNI Blanco	M18	PEI 4
17.840.12.2808		<input type="checkbox"/>



LUNI Blanco	M28	PEI 4
4.422.12.2808		<input type="checkbox"/>
LUNI Blanco	M18	PEI 4
17.422.12.2808		<input type="checkbox"/>



Malla LUNI Blanco
30 x 30 (7x7) M43
4.590.12.2808
15.590.12.2808

FORMATO	PZ/CJ	M²/CJ	CJ/PL	M²/PL	KG/CJ	KG/PL
75X75	3	1,69	28	47,32	42,00	1202
37,5X75	6	1,69	32	54,08	42,00	1370
60X60	4	1,44	36	51,84	32,00	1168
30X60	8	1,44	36	51,84	35,80	1315
30X30 Malla	11	1,00	42	42,00	24,20	1042

75X75 / 37,5X75 REC	FORMATO	CODIGO	PZ/CJ	KG/CJ
RODAPIÉ ROMO*	9X75	P38	10	17,00
RODAPIÉ ROMO*	9X75	P31	10	17,00
RODAPIÉ ROMO*	9X90	P24	18	24,00
RODAPIÉ ROMO*	9X60	P19	18	24,12