

# HANSASENSeTION

*e*LLECTRONIC. *e*FFICIENT.  
*e*FORTLESSLY CLEVER.



HANSALANO

# CLEVER HAS NEVER BEEN SO DIVERSE: HANSASENSE<sup>e</sup>TION FOR BATHROOMS AND KITCHENS

They feature different operator control concepts, are very varied in their styling, and can be used for both private and public facilities. But HANSASENSE<sup>e</sup>TION fittings all have one thing in common: they offer intelligent functionality which greatly enhances levels of comfort and convenience for the user.


That is particularly true of the non-contact sensory HANSASENSE<sup>e</sup>TION models. These clever electronic fittings are easy to use and environmentally friendly, so making a daily contribution to a more ecologically aware lifestyle. As they respond to movement, and so do not have to be “operated”, they are user-friendly, safe and hygienic. And as the water is only ever supplied in the actual required quantity and temperature, no resources are wasted. You save water and energy every time you use it.


The hybrid model for kitchens offers this intuitive functionality as an additional option to the “normal” lever-type operation.

The now expanded HANSASENSE<sup>e</sup>TION range also incorporates lots of new design and function variants for bathrooms, kitchens and public facilities.

Such variety, such choice: that is quite unique.

And of course, all HANSASENSE<sup>e</sup>TION fittings are just as reliable and durable as you would expect from HANSA products. We guarantee sophisticated technology, use of high-grade – in some cases completely new-style – materials, and a sustainable overall concept.







# FIT FOR THE BATHROOM. FIT FOR LIFE. HANSAFIT

HANSAFIT is a range of fittings which offers a surprising and impressive diversity of choice. Developed in co-operation with the GGT Deutsche Gesellschaft für Gerontotechnik® (German Association for Gerontechnology), HANSAFIT is specially designed to meet the needs of the 50-plus generation. The now expanded range incorporates clever solutions for "vital living" in all areas of the bathroom: ergonomically optimised throughout, easy to use, offering maximum safety. Whether in private bathrooms or care facilities, for new builds or renovation projects: HANSAFIT fits perfectly, and always provides a functional enhancement. With their modern look, the products fit any interior design style.

Contemporary and user-friendly: the HANSAFIT bath and shower thermostat combined with the HANSAFIT hand shower. The switch from bathtub spout to shower flow is built-in to the casing of the fitting.





The new combination bath and shower thermostat system permits comfortable showering in the bathtub.



The HANSAFIT exposed thermostats for the bath (above left) and shower (above right). A 38°C hot water stop and the **THERMO COOL** casing assure safety.



A water flow limiter is a special economy feature.

Two different HANSAFIT solutions for the shower – two ways to perfect comfort. The wall bar set is available in a version with a high-strength hand-rail for maximum safety.

The thermostats for the bath and shower embody key features of the intelligent HANSAFIT concept: Their non-slip control elements in contrasting colours with soft-touch surface finishes make them very easy to operate. **THERMO COOL** offers safe protection against scalding. And the lever featuring the new-style **ECO** button enables the water temperature and flow to be limited in accordance with individual needs. This virtually rules out the possibility of wrong settings.

New features complementing the thermostats! – Shower systems for both bathtub and shower. The practical combination for the bath provides convenient showering in the tub – a solution which is a real winner for smaller bathrooms especially.



Ingenious: The Tiptronic-Flex button can be positioned anywhere on the washbasin, and works like a remote control. When it is pressed, pre-mixed water flows out at a pleasant temperature, without having to open the tap. This is a highly user-friendly feature for children and older people especially, because it makes the water flow easy to start and stop. An additional safety feature is the automatic stop after 6 seconds by default. The stop can be set to a custom time between 4 and 15 seconds.



Sensory: the electronic variant of HANSAFIT. It is battery-operated, making it very easy to install.



More options! The **Bidetta** hand shower is a mobile water source fitted beneath the washbasin, operable within a 1.5 metre range. Whether for washing your hair, for intimate hygiene, filling tall containers, or cleaning dirty objects: HANSAFIT **Bidetta** gives you supreme flexibility.



## COMFORT IN ALL VARIANTS: HANSAFIT FOR THE BATHROOM

The highly versatile HANSAFIT really shows all its capabilities at the washbasin. Alongside a sensory electronic fitting, there are three lever mixer variants: the "classic"; with a separate Tiptronic-Flex pushbutton for user-friendly remote control; and with the **Bidetta** hand shower (optionally also remotely operated) as a mobile water source. All variants feature the special lever in contrasting colour with non-slip, insulating soft-touch surface finish. Pressing the **ECO**-button reduces the water flow rate by 50 % to an economical 6 litres per minute. Important for people with allergies: HANSAFIT washbasin fittings have a low lead content and surfaces in contact with drinking water do not have a nickel coating.



\* Brass in contact with drinking water contains less than 0.3% lead



# THE BEST IN SO MANY WAYS: HANSAFIT FOR THE KITCHEN

The extraordinary quality of HANSAFIT is also demonstrated by the fittings it offers for the kitchen. The distinctive hybrid fittings, in particular, is an innovative all-rounder offering multiple benefits. It can be controlled manually using two easy-grip levers. It additionally features a sensory option which provides a 10-second flow of pre-mixed, temperature-regulated water – ideal for a quick hand-wash, and perfect for hygienic working.

A new – and not just visually appealing – alternative is the lever mixer with the typical HANSAFIT lever and “overhead” 120° swivelling spout. The 217 mm projection offers plenty of room beneath the fitting for filling tall containers for example.



The HANSAFIT hybrid fitting is ideal for everyday kitchen use thanks to its dual operator control concept and multiple applications (top picture).

The operator control concept is classic, the design unconventional: the new HANSAFIT single-lever mixer for the kitchen (bottom picture).



# ONE RANGE, LOTS OF OPTIONS. HANSACONCERTO

What you can always expect from a sensory fitting: HANSACONCERTO fulfils all needs – and even meets very specialised requirements.

The range featuring the discreet, universal styling now includes even more electronic model variants, optionally battery or mains operated, especially for use in public facilities or in public and private care establishments.

High levels of flexibility are offered by the two HANSACONCERTO washbasin models for mix water, which are installed with temperature-regulated water flow and can be converted to a cold water variant if required. A completely new inclusion is a battery operated cold water-only fitting – ideal for public buildings.

The variants featuring sanitation rinsing assure maximum safety wherever the highest hygiene demands must be met: If the tap is not used for 72 hours, the next time it is turned on an automatic 30-second rinse flushes away any stagnant water. These high levels of functional quality and reliability, combined with great value for money, make HANSACONCERTO the best choice for any application.

Looks good, offers plenty of comfort and convenience, and makes efficient use of water and energy: the versatile HANSACONCERTO, here as a mix water fitting. It comes in battery and mains operated variants.







With its special features, the sensory HANSA**CONCERTO** is ideal for use in the commercial and public sector. A new battery operated cold water fitting (pictured above) has now been added to the already extensive range.

Whether in public washrooms or a private bathroom: the free-standing product variant for washbowls (pictured right) is an attractive alternative to the existing pedestal washbasin model. An optional base plinth raises the fitting 14 cm higher, providing even more room for hands and enhanced flexibility.



# LOVES TO BE SEEN IN PUBLIC: HANSACONCERTO

The HANSACONCERTO wall fitting is a tried and proven option for public buildings. The wall-mounted configuration provides maximum hygiene at the washbasin. As a new feature, the swivelling spout now comes in two lengths: with 190 mm and 290 mm projection. The spouts can also be interchanged after installation.

Another new feature of the HANSACONCERTO range is the exposed control for urinals. It rounds off the complete range for public facilities.

The flexible spout of the HANSACONCERTO wall fitting can also be pushed aside using the elbow.





This **HANSACONCERTO** mix water fitting can be converted into a cold water variant. Ideal for public facilities, but also for a private guest WC for example.



An enhancement for all public shower rooms: The new **HANSACONCERTO** aluminium shower panel with thermostat introduces more comfort into sports halls, open-air swimming pools and schools. The sensory fitting operates without touching, and is easy to install as it is operated by long-life batteries.



Good-looking, perfectly functional: The new sensory, battery operated **HANSACONCERTO** exposed-mounting urinal control.





HANSALANO combines the practical benefits of a sensory electronically controlled washbasin fitting with stylishly minimalist design. So it fits perfectly in a modern bathroom, both visually and functionally. As a water and energy saving feature, the desired water temperature can be set precisely using the mixer lever on the side. HANSALANO is operated very simply by a 6-Volt battery or mains power supply unit.

## A FAVOURITE FOR PRIVATE BATHROOMS: HANSALANO

The stylishly minimalist HANSALANO is a highly elegant, user-friendly solution for modern private bathrooms. The sensory function of the HANSALANO ensures that the chrome surface is not covered in annoying fingerprints. Not only does this save time on cleaning, but also guarantees good hand hygiene. Impressive!



# SENSUAL AND FUNCTIONAL: HANSAFORSENSES

HANSAFORSENSES makes showering an all-round pleasurable experience. That is true of the wellness shower system as well as the new bath and shower thermostats which have now been added to the range. Equipped with a Tiptronic pushbutton, 38°C safety stop and **THERMO COOL** function, the thermostats offer both high levels of comfort and optimum safety.



Shower thermostat mixer



Bath thermostat mixer



The hand shower (Ø 105 mm) offers two laminar spray modes and features limescale protection. It is also available separately.

The HANSAFORSENSES wellness shower system now comes in exclusive black (as well as in white). Clever: The unique Tiptronic button uses colour signals to indicate the ideal length of a shower and simultaneously controls the water flow rate.



## HANSAFIT



### Washbasin



**HANSAFIT**  
**Electronic washbasin mixer, DN 15**  
**Battery operated**  
6541 2210 chrome  
Sensory operation (infrared), without pop-up waste, flexible connection hoses  
Projection: 85 mm



**HANSAFIT**  
**One-hole single-lever basin mixer, DN 15**  
**Battery operated**  
6504 2203 chrome  
Without pop-up waste, connection with flexible pressure hoses  
Projection: 98 mm



**HANSAFIT**  
**One-hole single-lever basin mixer, DN 15**  
6509 2203 chrome  
incl. push pop-up waste, connection with flexible pressure hoses  
Projection: 98 mm

### Washbasin/Bidetta



**HANSAFIT BIDETTA**  
**One-hole single-lever basin mixer, DN 15**  
6507 2203 chrome  
with hand shower, incl. push pop-up waste, connection with flexible pressure hoses  
Projection: 98 mm  
6507 3203 chrome  
with remote control Bidetta hand shower, without pop-up waste, connection with flexible pressure hoses  
Projection: 98 mm

### Thermostat mixer



**HANSAFIT**  
**Shower thermostat mixer, DN 15 (G1/2)**  
6514 0101 chrome



**HANSAFIT**  
**Bath thermostat mixer, DN 15 (G1/2)**  
6513 2101 chrome  
Projection: 127 mm

### Shower set



**HANSAFIT**  
**Shower thermostat mixer, DN 15 (G1/2)**  
6515 9101 chrome  
with directly connected shower system



**HANSAFIT**  
**Bath thermostat mixer, DN 15 (G1/2)**  
6516 2101 chrome  
with directly connected shower system



**HANSAFIT**  
**Wall bar set 600 mm**  
6536 0120 chrome  
Hand shower, three stray shower hose, 1500 mm



**HANSAFIT**  
**Wall bar set 600 mm with hand-rail**  
6536 0320 chrome  
Hand shower, three stray shower hose, 1500 mm

### Hand shower



**HANSAFIT**  
**Hand shower, 3-spray**  
6532 0100 chrome

### Single-lever, one-hole sink mixer, DN 15



**HANSAFIT**  
**Single-lever, one-hole sink mixer, DN 15**  
6521 2203 chrome  
Flexible connection hoses  
Projection: 217 mm

### Electronic one-hole sink mixer, DN 15




**HANSAFIT HYBRID**  
**Electronic one-hole sink mixer, DN 15**  
6523 2213 chrome  
Connection with flexible pressure hoses  
Projection: 193 mm



**HANSAFIT HYBRID**  
**Electronic one-hole sink mixer, DN 15**  
6524 2213 chrome  
Electric appliance shut-off valve, connection with flexible pressure hoses  
Projection: 193 mm


## HANSACONCERTO



### Washbasin



**HANSACONCERTO**  
**Electronic washbasin mixer, DN 15**  
**Mains operated**  
6441 2000 chrome  
Electronic sensory operation (infrared), without pop-up waste  
Projection: 96 mm  
6441 2001 chrome  
Electronic sensory operation (infrared), without pop-up waste, sanitation rinse after 72 h for 30 sec  
Factory-enabled  
Projection: 96 mm



**HANSACONCERTO**  
**Electronic washbasin mixer, DN 15**  
**Battery operated**  
6444 2210 chrome  
Electronic sensory operation (infrared), without pop-up waste  
Projection: 96 mm  
6441 2211 chrome\*  
Electronic sensory operation (infrared), without pop-up waste, sanitation rinse after 72 h for 30 sec  
Factory-enabled  
Projection: 96 mm



**HANSACONCERTO**  
**Electronic washbasin mixer, DN 15**  
**Battery operated**  
6444 2220 chrome  
Electronic sensory operation (infrared), without pop-up waste  
Projection: 120 mm  
6444 2210 chrome  
Electronic sensory operation (infrared), without pop-up waste  
Projection: 170 mm



**HANSACONCERTO**  
6448 0001 chrome



**HANSACONCERTO**  
**Electronic washbasin mixer, DN 15**  
**Mains operated**  
6443 2000 chrome  
Electronic sensory operation (infrared), without pop-up waste  
Projection: 112 mm  
6443 2001 chrome  
Electronic sensory operation (infrared), without pop-up waste, sanitation rinse after 72 h for 30 sec  
Factory-enabled  
Projection: 112 mm



**HANSACONCERTO**  
**Electronic washbasin mixer, DN 15**  
**Battery operated**  
6443 2210 chrome  
Electronic sensory operation (infrared), without pop-up waste  
Projection: 112 mm  
6443 2211 chrome  
Electronic sensory operation (infrared), without pop-up waste, sanitation rinse after 72 h for 30 sec  
Factory-enabled  
Projection: 112 mm



Shower THM (concealed)



**HANSACONCERTO**  
**Electronic washbasin mixer, DN 15**  
**Battery operated**  
6447 2210 chrome  
Electronic sensory operation (infrared), without pop-up waste  
Projection: 85 mm  
6447 2211 chrome\*  
Electronic sensory operation (infrared), without pop-up waste, sanitation rinse after 72 h for 30 sec  
Factory-enabled  
Projection: 85 mm



**HANSACONCERTO**  
**Electronic washbasin mixer, DN 15**  
**Temperature-regulated mixer for exposed wall mounting**  
6446 2201 chrome  
Projection: 190 mm  
6445 2201 chrome  
Projection: 290 mm



**HANSA**  
**Exposed plug-in power supply unit**  
6449 0100



**HANSA**  
**Concealed power supply unit**  
6499 0100



**HANSA**  
**Functional unit with trim kit to HANSACONCERTO Shower thermostat mixer, DN 15 (G1/2)**  
4190 9172 chrome\*



**HANSA**  
**Functional unit with trim kit to HANSACONCERTO Shower thermostat mixer, DN 15 (G1/2)**  
4190 9272 chrome\*

Urinal




**HANSACONCERTO**  
**Sensory aluminium shower panel with thermostat mixer operation**  
6415 2200




**HANSACONCERTO**  
**Concealed installation unit, DN 15 (G1/2) for concealed shower thermostat mixer**  
0945 0270  
with service stops\*



**HANSACONCERTO**  
**Sensory urinal control Battery operated**  
0944 0172 chrome  
Electronic sensory operation (infrared),  
Projection: 81 mm



**HANSACONCERTO**  
**Concealed urinal fitting trim kit, DN 15, Mains operated**  
0946 9172 chrome\*



**HANSACONCERTO**  
**Concealed urinal fitting trim kit, DN 15, Battery operated**  
0947 9272 chrome\*



**HANSACONCERTO**  
**Concealed urinal fitting installation set, DN 15 Battery operated**  
0945 0170  
with service stops\*

HANSALANO

Washbasin




**HANSALANO**  
**Electronic washbasin mixer, DN 15**  
**Mains operated**  
6491 2010 chrome  
Electronic sensory operation (infrared), without pop-up waste  
Projection: 115 mm  
6491 2011 chrome  
Electronic sensory operation (infrared), without pop-up waste, sanitation rinse after 72 h for 30 sec  
Factory-enabled  
Projection: 115 mm

**HANSALANO**  
**Electronic washbasin mixer, DN 15**  
**Battery operated**  
6491 2210 chrome  
Electronic sensory operation (infrared), without pop-up waste  
Projection: 115 mm  
6491 2211 chrome  
Electronic sensory operation (infrared), without pop-up waste, sanitation rinse after 72 h for 30 sec  
Factory-enabled  
Projection: 115 mm

HANSAFORSENSES

Thermostat mixer



**HANSAFORSENSES**  
**Bath thermostat mixer, DN 15 (G1/2)**  
6463 2101 chrome  
Projection: 155 mm


**HANSAFORSENSES**  
**Shower thermostat mixer, DN 15 (G1/2)**  
6464 0101 chrome



**HANSAFORSENSES**  
**Shower thermostat mixer, DN 15 (G1/2)**  
6465 0200 82 chrome/white  
with directly connected shower system



**HANSAFORSENSES**  
**Shower thermostat mixer, DN 15 (G1/2)**  
6465 0200 84 chrome/black  
with directly connected shower system



**HANSAFORSENSES**  
**Handshower, 2-spray**  
6482 0100 chrome

HANSA – ALWAYS THERE FOR YOU.

HANSA HEAD OFFICE

HANSA Armaturen GmbH  
Sigmaringer Str. 107  
70567 Stuttgart  
Tel.: +49 711 1614 0  
Fax: +49 711 1614 368  
Customer Service Centre  
Tel.: +49 711 1614 888  
Fax: +49 711 1614 801  
info@hansa.de

AQUAPUNKT<sup>®</sup>

Rediscover water.  
Visit us in Stuttgart.  
[www.aquapunkt.com](http://www.aquapunkt.com)

[www.hansa.com](http://www.hansa.com)



a member of  ordisgroup