



experience water



HANSAMIX

BETTER AND BETTER.
FOR GENERATIONS.



HANSAMIX: RELIABLE. POPULAR. BETTER THAN EVER.

Following its arrival on the market in 1979, the HANSAMIX range quickly became a success - with good reason. Solidity and safety, sophisticated technology along with exceptional value, consistent quality and continuous improvement down to the finest detail: These are the values that epitomize HANSAMIX. And these are the advantages that have always enabled HANSAMIX to impress - both you and your customers. As a product that you can rely on 100%, HANSAMIX has become your favourite - a fitting designed "by professionals for professionals". Having proved its qualities in millions of applications, this highly successful fitting is now emerging in its 4th generation:

- updated in design;
- more user-friendly than ever;
- in new material quality for enhanced drinking water hygiene and safety;
- with an expanded, now even more flexible range.



Clean looks, focussed functionality, new convenience: The HANSAMIX bathroom fitting is completely in step with the times.



Was, is and always will be the "professionals' favourite":
HANSAMIX - now in its 4th generation.



NEW AND FOUR TIMES BETTER:



UPDATED DESIGN

Different – yet still unmistakable HANSAMIX: With leaner proportions, softly balanced lines and a longer projection, HANSAMIX has a more modern look, but remains a classic.



MORE COMFORT

The "classic" HANSAMIX washbasin fitting and the swivelling spout variant are now taller than before and feature a longer projection, so offering even greater freedom of hand movement and enhanced comfort. An entirely new feature is an additional compact variant for washbasins.



NEW MATERIAL QUALITY

The special brass alloy MS 63, nickel-free brass components in contact with drinking water and the WATER SAFE Hitec functional core guarantee optimum drinking water hygiene.



MORE FLEXIBLE APPLICATIONS

Beyond the private bathroom, the new HANSAMIX can be precisely tailored to the varied and challenging needs of the commercial and public sector in particular. That variability makes it almost universal in its potential applications.

HANSAMIX ALL AROUND THE BATHROOM: A WELCOME SIGHT EVERYWHERE.

The great success of HANSAMIX is founded also on the diversity of fittings in the range. The pleasing, discreet design has always been able to integrate harmoniously into any setting. Now, in line with the latest design trends, its lines have become even softer and leaner, matching a wide variety of different styles. The skillfully conceived range has been extended, now offering a broader selection for washbasins in particular. HANSAMIX now comes in three variants, featuring different sizes and functions. This makes HANSAMIX more versatile than ever before – and still the best choice.



NEW AND COMPACT

New HANSAMIX – new applications: With its compact dimensions and a generously proportioned 127 mm projection, this variant is specially designed to meet the needs of commercial and public sector installations. But it also looks good in domestic settings, such as in a guest bathroom.



A CLASSIC ON A NEW LEVEL

Recognisably good: The classic HANSAMIX range of fittings for washbasins has changed, but nevertheless - or indeed because of that - is sure to remain a firm favourite of yours and of your customers. Higher than before and with a 141 mm projection, it looks stylish and is highly user-friendly. With the most extensive range within the series, this variant is ideal for any application.



SPECIAL AND FLEXIBLE

Visually striking and highly user-friendly: The large variant has a 157 mm projection, offering lots of extra room for hand-washing or when filling kettles or pans. With its 95° swivelling spout, it is also suitable for special applications such as in the care sector.



For over 30 years, a firm favourite for the washbasin: HANSAMIX. The high-quality cast fitting body is just one of many quality features. The interior of the fitting is designed exclusively using materials that guarantee optimum drinking water hygiene.

The HANSAMIX exposed single-lever mixers for showers and baths have concealed eccentric connections.

A highly user-friendly variant for concealed installation based on the HANSAVAROX is the thermostatic shower mixer unit with integrated water volume control (flow rate 25 l/min).



The concealed solutions for showers and baths are based on the universal HANSAVAROX system, featuring a stylish rounded design:

- Very high-grade and exclusive-looking circular HANSAVAROX concealed collars in 170 mm diameter
- Bolted fittings ensure secure fixing even on difficult base surfaces
- HANSAMIX single-lever bath mixer based on the HANSAVAROX system is also available with an integrated safety feature
- Perfectly matching form: HANSAVIVA hand shower



THE NEW HANSAMIX: A NEW GENERATION – FOUR TIMES BETTER.

In its 4th generation, HANSAMIX has been made even better in lots of ways. It is not just the design, user-friendliness and breadth of range which has been upgraded: the internal engineering is state-of-the-art too. The best HANSAMIX ever is a winner in every respect: the fittings range from professionals for professionals; the old, and new, "plumber's favourite".

OPTIMUM DRINKING WATER HYGIENE AND SAFETY.



NICKEL FREE: Water-carrying components are made exclusively of MS 63 grade brass.

The high-grade special brass alloy is highly resistant to dezincification and corrosion. All surfaces of HANSAMIX washbasin fittings coming into contact with drinking water are free of nickel coating.



WATER SAFE HITEC FUNCTIONAL CORE: All HANSAMIX

washbasin fittings are equipped with the WATER SAFE Hitec functional core. It is produced exclusively from plastics certified for use in conjunction with drinking water, so ensuring that the quality of drinking water is maintained.

MORE COMFORT. MORE FLEXIBILITY.



TAILORED COMFORT: The HANSAMIX washbasin fitting is available in three sizes

and a variety of projections. That variability allows users to tailor installations to their own needs, and makes the series as a whole much more flexible in its applications.



HANSA QUALITY, FROM PROFESSIONALS FOR PROFESSIONALS.



IT'S A PROMISE: True to its tradition of steadfast loyalty to the plumbing trade,

HANSA offers you top product and service quality. Guarantees, quality marks and certification provide you with maximum assurance.

It the combination of external style and internal engineering which assures the accustomed HANSA quality for professional applications.

ENVIRONMENTALLY FRIENDLY THANKS TO WATER-SAVING TECHNOLOGIES.



OPTIMISED CONSUMPTION:

The tried and proven HANSAECO control cartridge limits the water flow rate to 8 l/min. Intelligent stream forming optimises water consumption while retaining full comfort.




ADDITIONAL SAVINGS POTENTIAL:


Customisable water-saving functions – such as the familiar lever resistance on the transition from the eco to the comfort zone – enable water consumption to be cut to 6 l/min.

HANSAMIX NEW

Washbasin




HANSAMIX one-hole single-lever basin mixer, DN 15
0109 2283 chrome
pop-up waste, connection with flexible pressure hoses
projection: 141 mm




HANSAMIX one-hole single-lever basin mixer, DN 15
0109 2183 00006 chrome
energy saving variant
pop-up waste
projection: 141 mm




HANSAMIX one-hole single-lever basin mixer, DN 15
0104 2183 chrome
without pop-up waste,
weighted chain
projection: 141 mm




HANSAMIX one-hole single-lever basin mixer, DN 15
0108 2183 chrome
without pop-up waste
projection: 141 mm




HANSAMIX one-hole single-lever basin mixer, DN 15
0119 2183 chrome
pop-up waste,
swivelling spout
projection: 157 mm



HANSAMIX one-hole single-lever basin mixer, DN 15
0118 2183 chrome
without pop-up waste,
swivelling spout
projection: 157 mm



HANSAMIX one-hole single-lever basin mixer, DN 15
0110 2283 chrome
pop-up waste, connection with flexible pressure hoses
projection: 127 mm



HANSAMIX one-hole single-lever basin mixer, DN 15
0116 2283 chrome
without pop-up waste,
connection with flexible pressure hoses
projection: 127 mm




HANSAMIX one-hole single-lever mixer, DN 15 for hairdressers' basins
0126 2183 chrome

Wall-mounted basin mixer




HANSAMIX single-lever wall-mounted basin mixer, DN 15
0196 8183 chrome
projection: 160 mm



HANSAMIX one-hole single-lever basin mixer, DN 15
0196 8283 chrome
eccentric connections,
with shut-off valve
projection: 171 mm
0196 9283 chrome
with spout draining


Wall-mounted basin/sink mixer




HANSAMIX one-hole single-lever basin mixer, DN 15
0194 8183 chrome
projection: 235 mm



HANSAMIX one-hole single-lever basin mixer, DN 15
0194 8283 chrome
eccentric connections,
with shut-off valve
projection: 246 mm
0194 9283 chrome
with spout draining




HANSAMIX single-lever wall-mounted basin/sink mixer, DN 15
0169 2183 chrome
projection: 300 mm




HANSAMIX single-lever wall-mounted basin/sink mixer, DN 15
0169 2283 chrome
eccentric connections,
with shut-off valve
projection: 311 mm

Bidet



HANSAMIX one-hole single-lever mixer, DN 15 for bidets
0106 3283 chrome
Pop-up waste, connection via flexible pressure hoses
projection: 113 mm




HANSAMIX single-lever bath mixer, DN 15 (G 1/2) for pre-fabricated plumbing units
0177 2183 chrome
projection: 175 mm
0177 2583 chrome
projection: 169 mm



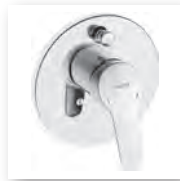
HANSAMIX single-lever shower mixer, DN 15 (G 1/2) for pre-fabricated plumbing units
0176 0183 chrome
projection: 64 mm

For pre-fabricated plumbing units

Bath/shower




HANSAMIX single-lever bath mixer, DN 15 (G 1/2) for exposed wall-mounting
0174 2183 chrome
0174 2183 82 white**
projection: 162 mm




HANSAVAROX Function unit with trim kit for HANSAMIX single-lever bath mixer
4184 9083 chrome**
4184 3083 chrome**
with vacuum breaker

Lever NEW



HANSAMIX Operating lever (metal)
0188 0083 chrome




HANSAMEDICA Operating lever (metal)
0188 0076 chrome

Shower



HANSAMIX single-lever shower mixer, DN 15 (G 1/2) for exposed wall-mounting
0167 0183 chrome
0167 0183 82 white*



HANSAVAROX Function unit with trim kit for HANSAMIX single-lever shower mixer
4185 9083 chrome**

All of the pressure hoses G 3/8 are approved by DVGW W270.
* Through our customising service HANSASERVICEplus
** Suitable for installation unit 4000/4001

AT A GLANCE: THE ADVANTAGES OF THE NEW HANSAMIX.

The 4th generation HANSAMIX. 4 times better:

- More comfort. More flexibility.
- Environmentally friendly thanks to water-saving technology.
- Optimum drinking water hygiene and safety based on a combination of tried and proven materials and methods with innovative new solutions.
- HANSA professional quality. HANSA guarantee. HANSA service.

Restriction of the flow rate to 8 l/min and intelligent stream formation ensure optimised water consumption for full comfort.

Consumes up to 50 % / 60 % / 75 % less water and energy¹⁾ thanks to individually adjustable water-saving functions.



Very quiet. Fitting complies with the strict conditions of noise protection class 1.



Our thermostats offer maximum safety with protection against scalding.



WATER SAFE Hitec functional core. Preserves water quality.



Surfaces in contact with drinking water do not have a nickel coating.



Various heights and projections for customisable comfort.



Professional plumbing product.

¹⁾ Compared to a conventional two-handle mixer

HANSA – always there for you.

HANSA HEAD OFFICE

HANSA Metallwerke AG
Sigmaringer Str. 107
70567 Stuttgart
Germany
Tel.: +49 711 1614 0
Fax: +49 711 1614 368
info@hansa.de

AQUAPUNKT

Rediscover water.
Visit us in Stuttgart.
www.aquapunkt.com

www.hansa.com



a member of orasgroup