





UNE-ENV 12633
CLASE 1

NUBA Sand	M20	15.825.119.2923
NUBA Crema	M20	15.825.96.2923



Malla NUBA Sand 11
29x29 (7x7) P54 19,68
25.861.119.2923



Malla NUBA Crema 11
29x29 (7x7) P54 19,68
25.861.96.2923



Pvto / Wall / Rvtrn: NUBA Sand 22x85
Pvto / Floor / Sol: NUBA Sand 22x85


NUBA


22x85 cm
8,66"x33,46"

NUBA Perla	M20	15.825.37.2923
NUBA Grafito	M20	15.825.68.2923




Perla



Malla NUBA Perla 11 
29x29 (7x7) P54 19,68 
25.861.37.2923



Grafito



Malla NUBA Grafito 11 
29x29 (7x7) P54 19,68 
25.861.68.2923



Rvto. / Wall / Rvtrn: NUBA Perla 22x85
Pvto. / Floor / Sol: NUBA Perla 22x85

Empaquetado.
Packaging. / Emballage.

Formato	pz/cj	m ² /cj	cj/pl	m ² /pl	kg/cj	kg/pl
22x85	8	1,50	45	67,50	31,50	1443,5

Piezas complementarias, ver en página 355.
Special pieces, see page 355.
Pièces supplémentaires, voir page 355.