

STATE

**The essence of contemporary and multifunctional decor.**

A essência da decoração contemporânea e multifuncional.  
L'essence de la décoration contemporaine et multifonctionnel.  
Das Wesen der modernen und multifunktionalen Einrichtung.  
La esencia de la decoración contemporánea y multifuncional.  
Современный и многофункциональный декор.

LEFT WALL:  
STATE CONCRETE 44.3X88.8 CM RET. NATURAL CT42R  
FRONT WALL:  
STATE ASPHALT 44.3X88.8 CM RET. HAMMERED CT53R  
FLOOR:  
STATE CONCRETE 59.2X59.2 CM RET. NATURAL PR62R



**WALL & FLOOR / PORCELAIN TILES**  
 Revestimento e Pavimento / Porcelanato . Revêtements & Carreaux de Sol / Grès Cérame  
 Wand & Boden / Feinsteinzeug . Revestimiento y Pavimento / Porcelánico  
 Настенная плитка и Плитка для пола / Керамогранит


45x90cm / 17.7"x35.4"

60x60cm / 23.6"x23.6"


30x60cm / 11.8"x23.6"



TRAFFIC




KRAFT



RESIN



CONCRETE



ASPHALT

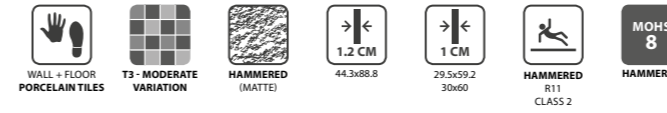


STATE CONCRETE 44.3X88.8 CM RET. HAMMERED CT52R

WALL:  
 STATE RESIN 29.5X59.2 CM RET. HAMMERED CP84R  
 FLOOR:  
 STATE TRAFFIC 59.2X59.2 CM RET. NATURAL PT60R

45x90cm / 17.7"x35.4"  
30x60cm / 11.8"x23.6"  
60x60cm / 23.6"x23.6"

45x90cm / 17.7"x35.4"  
30x60cm / 11.8"x23.6"  
60x60cm / 23.6"x23.6"



**TRAFFIC**  
44.3x88.8x1.2 cm ret.  
29.5x59.2x1 cm ret.  
30x60x1 cm

CT40R | C31  
CP70R | C24  
CP70 | C17



**KRAFT**  
44.3x88.8x1.2 cm ret.  
29.5x59.2x1 cm ret.  
30x60x1 cm

CT41R | C31  
CP71R | C24  
CP71 | C17



**TRAFFIC**  
44.3x88.8x1.2 cm ret.  
29.5x59.2x1 cm ret.  
30x60x1 cm

CT50R | C33  
CP80R | C25  
CP80 | C19



**KRAFT**  
44.3x88.8x1.2 cm ret.  
29.5x59.2x1 cm ret.  
30x60x1 cm

CT51R | C33  
CP81R | C25  
CP81 | C19



**RESIN**  
44.3x88.8x1.2 cm ret.  
29.5x59.2x1 cm ret.  
30x60x1 cm

CT44R | C31  
CP74R | C24  
CP74 | C17



**CONCRETE**  
44.3x88.8x1.2 cm ret.  
29.5x59.2x1 cm ret.  
30x60x1 cm

CT42R | C31  
CP72R | C24  
CP72 | C17




**RESIN**  
44.3x88.8x1.2 cm ret.  
29.5x59.2x1 cm ret.  
30x60x1 cm

CT54R | C33  
CP84R | C25  
CP84 | C19



**CONCRETE**  
44.3x88.8x1.2 cm ret.  
29.5x59.2x1 cm ret.  
30x60x1 cm

CT52R | C33  
CP82R | C25  
CP82 | C19




**ASPHALT**  
44.3x88.8x1.2 cm ret.  
29.5x59.2x1 cm ret.  
30x60x1 cm

CT43R | C31  
CP73R | C24  
CP73 | C17

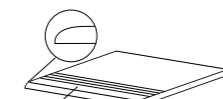


WALL:  
STATE KRAFT 44.3X88.8 CM RET. NATURAL CT41R  
FLOOR:  
STATE CONCRETE 44.3X88.8 CM RET. HAMMERED CT52R

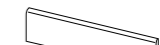


**ASPHALT**  
44.3x88.8x1.2 cm ret.  
29.5x59.2x1 cm ret.  
30x60x1 cm

CT53R | C33  
CP83R | C25  
CP83 | C19



(L)  
**STAIRSTEP . DEGRAU . PELDAÑO**  
**NEZ-DE-MARCHE . STUFE . СТУПЕНЬ**  
88.8(L)x44.3x1.2 cm ret. | D32  
59.2(L)x59.2x1 cm ret. | D30  
59.2(L)x29.5x1 cm ret. | D21  
60(L)x60x1 cm | D25  
60(L)x30x1 cm | D18

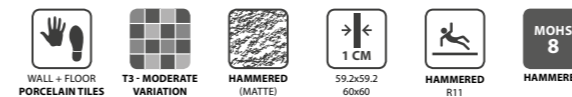


**SKIRTING . RODAPÉ . RODAPIÉ**  
**PLINTHE . СОККЕЛ . ПЛИНТУС**  
8x44.3x1.2 cm ret. | D8  
8x59.2x1 cm ret. | D11  
8x60x1 cm ret. | D9

SIZES (CM)	PIECES / BOX	SQM / BOX	WEIGHT / BOX	BOX / PALLET	SQM / PALLET	WEIGHT / PALLET
Dimensão . Format	Peças / Caixa . Pièces / Boîte	M <sup>2</sup> / Caixa . M <sup>2</sup> / Boîte	Peso / Caixa . Poids / Palette	Caixa / Paleta . Boîte / Palette	M <sup>2</sup> / Palette . M <sup>2</sup> / Palette	Peso / Paleta . Poids / Palette
Maße . Formato	Stück / Karton . Piezas / Caja	M <sup>2</sup> / Karton . M <sup>2</sup> / Caja	Gewicht / Karton . Peso / Caja	Kartons / Palette . Caja / Pallet	M <sup>2</sup> / Palette . M <sup>2</sup> / Pallet	Gewicht / Palette . Peso / Pallet
Размеры	Штук / Коробка	Кв.м / Коробка	Вес / Коробка	Коробок / Поддон	Кв.м / Поддон	Вес / Поддон
44.3x88.8x1.2 ret.	2	0.787	21.26	36	28.332	790

SIZES (CM)	PIECES / BOX	SQM / BOX	WEIGHT / BOX	BOX / PALLET	SQM / PALLET	WEIGHT / PALLET
Dimensão . Format	Peças / Caixa . Pièces / Boîte	M <sup>2</sup> / Caixa . M <sup>2</sup> / Boîte	Peso / Caixa . Poids / Palette	Caixa / Paleta . Boîte / Palette	M <sup>2</sup> / Palette . M <sup>2</sup> / Palette	Peso / Paleta . Poids / Palette
Maße . Formato	Stück / Karton . Piezas / Caja	M <sup>2</sup> / Karton . M <sup>2</sup> / Caja	Gewicht / Karton . Peso / Caja	Kartons / Palette . Caja / Pallet	M <sup>2</sup> / Palette . M <sup>2</sup> / Pallet	Gewicht / Palette . Peso / Pallet
Размеры	Штук / Коробка	Кв.м / Коробка	Вес / Коробка	Коробок / Поддон	Кв.м / Поддон	Вес / Поддон
29.5x59.2x1 ret.	6	1.050	22.79	32	33.600	754
30x60x1	6	1.080	23.60	40	43.200	964

45x90cm / 17.7"x35.4"  
 30x60cm / 11.8"x23.6"  
 60x60cm / 23.6"x23.6"



45x90cm / 17.7"x35.4"  
 30x60cm / 11.8"x23.6"  
 60x60cm / 23.6"x23.6"



**TRAFFIC**  
 59.2x59.2x1 cm ret.  
 60x60x1 cm  
 PT60R | C25  
 PT60 | C20



**KRAFT**  
 59.2x59.2x1 cm ret.  
 60x60x1 cm  
 PT61R | C25  
 PT61 | C20

**RESIN**  
 59.2x59.2x1 cm ret.  
 60x60x1 cm  
 PT64R | C25  
 PT64 | C20

**TRAFFIC**  
 59.2x59.2x1 cm ret.  
 60x60x1 cm  
 PT70R | C27  
 PT70 | C23

**KRAFT**  
 59.2x59.2x1 cm ret.  
 60x60x1 cm  
 PT71R | C27  
 PT71 | C23

**RESIN**  
 59.2x59.2x1 cm ret.  
 60x60x1 cm  
 PT74R | C27  
 PT74 | C23




**CONCRETE**  
 59.2x59.2x1 cm ret.  
 60x60x1 cm  
 PT62R | C25  
 PT62 | C20

**ASPHALT**  
 59.2x59.2x1 cm ret.  
 60x60x1 cm  
 PT63R | C25  
 PT63 | C20

**CONCRETE**  
 59.2x59.2x1 cm ret.  
 60x60x1 cm  
 PT72R | C27  
 PT72 | C23

**ASPHALT**  
 59.2x59.2x1 cm ret.  
 60x60x1 cm  
 PT73R | C27  
 PT73 | C23



STATE CONCRETE 59.2X59.2 CM RET. NATURAL PT62R



STATE NATURAL  
 STATE HAMMERED

SIZES (CM)	PIECES / BOX	SQM / BOX	WEIGHT / BOX	BOX / PALLET	SQM / PALLET	WEIGHT / PALLET
Dimensão . Format Maße . Formato Размеры	Peças / Caixa . Pièces / Boîte Stück / Karton . Piezas / Caja Штук / Коробка	M <sup>2</sup> / Caixa . M <sup>2</sup> / Boîte M <sup>2</sup> / Karton . M <sup>2</sup> / Caja Кв.м / Коробка	Peso / Caixa . Poids / Boîte Gewicht / Karton . Peso / Caja Вес / Коробка	Caixa / Paleta . Boîte / Palette Kartons / Palette . Caja / Pallet Коробок / Поддон	M <sup>2</sup> / Paleta . M <sup>2</sup> / Palette M <sup>2</sup> / Palette . M <sup>2</sup> / Pallet Кв.м / Поддон	Peso / Paleta . Poids / Palette Gewicht / Palette . Peso / Pallet Вес / Поддон
59.2x59.2x1 ret.	3	1.050	23.20	36	37.800	855
60x60x1	3	1.080	23.78	36	38.880	876



FRONT WALL:  
STATE ASPHALT 29.5X59.2 CM RET. NATURAL CP73R

BACK WALL:  
MOSAIC STATE CONCRETE 29.5X29.5 CM DCT42M

FLOOR:  
STATE CONCRETE 59.2X59.2 CM RET. NATURAL PT62R  
STATE ASPHALT 59.2X59.2 CM RET. NATURAL PT63R



45x90cm / 17.7"x35.4"  
30x60cm / 11.8"x23.6"  
60x60cm / 23.6"x23.6"


STATE




**INFINITY STATE TRAFFIC** (PIECE)  
29.5x59.2x1 cm DCP705F | D30




**INFINITY STATE KRAFT** (PIECE)  
29.5x59.2x1 cm DCP715F | D30




**INFINITY STATE RESIN** (PIECE)  
29.5x59.2x1 cm DCP745F | D30




**INFINITY STATE CONCRETE** (PIECE)  
29.5x59.2x1 cm DCP725F | D30



**INFINITY STATE ASPHALT** (PIECE)  
29.5x59.2x1 cm DCP735F | D30




**MOSAIC STATE TRAFFIC**  
(4.7X4.7 cm) (PIECE)  
29.5x29.5x1 cm DCT40M | D21




**MOSAIC STATE KRAFT**  
(4.7X4.7 cm) (PIECE)  
29.5x29.5x1 cm DCT41M | D21



**MOSAIC STATE RESIN**  
(4.7X4.7 cm) (PIECE)  
29.5x29.5x1 cm DCT44M | D21



**MOSAIC STATE CONCRETE**  
(4.7X4.7 cm) (PIECE)  
29.5x29.5x1 cm DCT42M | D21



**MOSAIC STATE ASPHALT**  
(4.7X4.7 cm) (PIECE)  
29.5x29.5x1 cm DCT43M | D21