



ALABAMA 80x80 60x60 33x60 45x45 33x33 cm · 31,5x31,5 24x24 13,2x24 18x18 13,2x13,2"

MATT RELIEF RECTIFIED 80x80


LA ESENCIA DE LA PIEDRA STONE IN ALL ITS ESSENCE



alabama gris



alabama perla




alabama beige



muretto alabama perla



muretto alabama beige



80x80 MP8080 RECTIFIED 80x80



60x60 MP6060



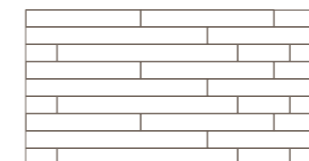
33x60 MP3360



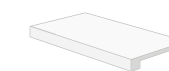
45x45 MP4545



33x33 MP3333



muretto 33x60 MP3360-D



peldaño pegado 30x60 PE3060 33x33 PE3333



peldaño pegado angular 30x60 PE3060A 33x33 PE3333A



rodapié romo 9x80 RO980 10x60 RO1060 7,5x45 RO745 8x33 RO833

FORMATO / SIZE		PIEZAS / PIECES	CAJA / BOX	M2 / SQM	KG
80x80	CAJA/BOX	2	1	1,28	33,00
	PALET/PALLET	80	40	51,20	1.320,00
60x60	CAJA/BOX	4	1	1,44	30,00
	PALET/PALLET	144	36	51,84	1.080,00
33x60	CAJA/BOX	7	1	1,40	25,90
	PALET/PALLET	336	48	67,20	1.243,20
45x45	CAJA/BOX	7	1	1,42	26,50
	PALET/PALLET	448	64	90,88	1.696,00
33x33	CAJA/BOX	9	1	1	15,75
	PALET/PALLET	576	64	64	1.008,00

PIEZAS ESPECIALES / SPECIAL PIECES	FORMATO / SIZE	PIEZAS / PIECES
RODAPIÉ	9x80	10
RODAPIÉ	10x60	10
RODAPIÉ	7,5x45	20
RODAPIÉ	8x33	30