

AESTHETICA

COLOR BODY PORCELAIN TILE

GRES PORCELLANATO COLORATO IN MASSA / GRÈS CÉRAME TEINTÉ DANS LA MASSE / EINGEFÄRBTES FEINSTEINZEUG
GRES PORCELÁNICO COLOREADO EN MASA / КЕРАМОГРАНИТ ОКРАШЕННЫЙ В МАССЕ / 彩色通体瓷质砖

CONFORME / ACCORDING TO / CONFORME / KONFORM / CONFORME / СООТВЕТСТВУЕТ / 合格

UNI EN 14411 – G BIa




CAL

PAO

UNI

ORO



120x260 - 120x120 - 60x120 | 48"x103" - 48"x48" - 24"x48"





AE UNI6 120 LP - AE UNI6 260 LP














AESTHETICA





CAL



120x260
48"x103"



120x120
48"x48"



60x120
24"x48"



30x30
12"x12"

AE CAL6 120 RM

AE CAL6 12 RM

MK.AE CAL6 30

LP  AE CAL6 260 LP

AE CAL6 120 LP


AE CAL6 12 LP

AESTHETICA





PA0



120x260
48"x103"



120x120
48"x48"



60x120
24"x48"



30x30
12"x12"

AE PA06 120 RM

AE PA06 12 RM

MK.AE PA06 30


LP  AE PA06 260 LP

AE PA06 120 LP


AE PA06 12 LP

AESTHETICA





UNI



120x260
48"x103"



120x120
48"x48"



60x120
24"x48"



30x30
12"x12"

AE UNI6 120 RM

AE UNI6 12 RM

MK.AE UNI6 30


LP  AE UNI6 260 LP

AE UNI6 120 LP

AE UNI6 12 LP

AESTHETICA





ORO



120x260
48"x103"



120x120
48"x48"



60x120
24"x48"



30x30
12"x12"

AE ORO6 120 RM

AE ORO6 12 RM


MK.AE ORO6 30

LP  AE ORO6 260 LP

AE ORO6 120 LP

AE ORO6 12 LP


AESTHETICA



JUNGLE6 260LP  
120x260 - 48"x103"







CAL

PAO

UNI

ORO

6x120 - 2.4"x48"



AE CAL6 BT120

AE PA06 BT120

AE UNI6 BT120

AE ORO6 BT120

AE CAL6 BT120LP

AE PA06 BT120LP

AE UNI6 BT120LP

AE ORO6 BT120LP

IMBALLI

PACKAGING / EMBALLAGES / VERPACKUNGEN / EMBALAJES / УПАКОВКИ / 包装

FORMATO NOMINALE NOMINAL SIZE	BORDO EDGE	SPESSORE THICKNESS	SCATOLA BOX			PALLET		
			PZ/PCS	MQ/SM	KG	BOX/BOXES	MQ/SM	KG
120x260 - 48"x103"	rectified	6,5	1	3,12	49,02	20	62,40	1000,40
120x120 - 48"x48"	rectified	6,5	2	2,88	46,60	30	86,40	1418,00
60x120 - 24"x48"	rectified	6,5	4	2,88	46,72	16	46,08	767,50
30x30 - 12"x12" mosaic	rectified	6,5	6	0,54	7,48	72	38,88	558,42

CARATTERISTICHE TECNICHE SPECIFICHE

 TECHNICAL FEATURES SPECIFICATIONS / CARACTÉRISTIQUES TECHNIQUES SPÉCIFIQUE / TECHNISCHE EIGENSCHAFTEN
 CARACTERÍSTICAS TÉCNICAS ESPECÍFICAS / ТРЕБУЕМЫЕ ТЕХНИЧЕСКИЕ ХАРАКТЕРИСТИКИ / 特殊技术规格

	DIN 51130 (R)	DIN 51097 (A+B+C)	BCR REP. CEC 6/81		DM 14/6/89 N. 236		PENDULUM TEST BS (INGLESE)	PENDULUM TEST AS/NZS 4856:2004 (AUSTRALIANO)	PENDULUM TEST UNE ENV 12633:2003 (SPAGNOLO)	BOT 3000 (DCOF)
			g.a.	g.b.	c.a.	g.b.				
AESTHETICA	R9	A	>0,4	>0,4	>0,4	>0,4	>25	>25	1	>0,42