


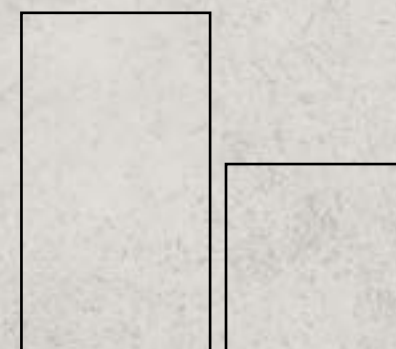
floor &  
wall tile

# ALPINE

collection



**peronda**



**FLOOR**  
100 \* 180 \* 0,8 | 39 \* 71"  
100 \* 100 \* 0,8 | 39 \* 39"

White | Beige | Grey | Anthracite

# SHAPED TECH

Real precision by Peronda

## NATURAL

Las texturas, los recovecos, las vetas que crea la naturaleza son caprichosas, y esa es la fuente de su belleza. No hay dos iguales, y en su singularidad radica su belleza.

La pasión por la búsqueda del detalle ha llevado a Peronda a desarrollar una tecnología capaz de reproducir la naturaleza en su máxima expresión, que es captando hasta el mínimo detalle.

Los relieves son creados con tecnología digital perfectamente coordinada con la impresión gráfica para generar las piezas más naturales vistas en cerámica.

## PRECISO

Donde ponemos el relieve ponemos la tinta. La precisión con la que imprimimos nuestras piezas es milimétrica, pues relieve y gráfica casan a la perfección para obtener un resultado técnicamente inmejorable.

## REAL

Nada de ilusiones ópticas, esto es real. Lo que ves y lo que tocas es lo mismo. La veta está donde está el relieve y viceversa. Lo que siempre quisimos en cerámica, ahora lo consigue Peronda.

## NATURAL

The textures, sinuosity and veining found in nature all follow capricious rules, and it is this random nature that makes them so very lovely. Nothing is ever identical and this singularity is the secret to nature's beauty.

Peronda's passion for detail has led it to develop technology able to reproduce nature in its maximum of expressions, captured down to the tiniest of details.


Digital technology is used to create textures that coincide perfectly with the printed pattern, leading to some of the most natural looking designs ever to be seen on ceramic tiles.

## PRECISE

Our printing inks reach each and every part of the printed texture. The tiles are printed with absolute precision, carefully marrying the design with the corresponding texture to unparalleled technical effect.

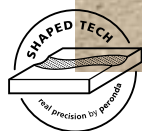
## REAL

There are no optical illusions. Everything is real. What you see and what you touch are one and the same thing. The printed veins coincide perfectly with the texture. Everything you have always longed for in ceramic tiles has now been achieved by Peronda.







collection **ALPINE** floor SP 100x180 beige





collection **ALPINE** floor SP 100x180 beige













**ALPINE**

**ALPINE DECOR**



100 \* 180 \* 0,8 cm | 39 \* 71"

RECTIFIED	SHAPED	
	BN137	BN138
ANTHRACITE	28519	
BEIGE	28520	
GREY	28522	
WHITE		28521

100 \* 100 \* 0,8 cm | 39 \* 39"

RECTIFIED	SHAPED	
	BN135	BN136
ANTHRACITE	28948	
BEIGE	28946	
GREY	28947	
WHITE		28945

100 \* 180 \* 0,8 cm | 39 \* 71"

RECTIFIED	SHAPED	
	BN139	BN140
ANTHRACITE	29035	
BEIGE	29033	
GREY	29034	
WHITE		29036



**FLOOR**  
 75,5 \* 151 \* 1,1 cm | 30 \* 59 "  
 60 \* 120 \* 1 cm | 24 \* 48 "  
 90 \* 90 \* 1 cm | 36 \* 36 "  
 60 \* 60 \* 1 cm | 24 \* 24 "

White | Beige | Grey | Anthracite

## USOS ILIMITADOS. MISMA SUPERFICIE

¿Imaginas poder tener un mismo suelo con iguales cualidades en todos los espacios de tus proyectos? El acabado All in one aúna suavidad y antideslizamiento. Ahora no hay por qué elegir, puedes tenerlo todo en un único producto.

## MAYOR SUAVIDAD Y LIMPIEZA

Hasta ahora, las zonas húmedas estaban condenadas a la rugosidad. Ahora son más agradables y fáciles de limpiar gracias a la suavidad que nos aporta este nuevo acabado de Peronda.

## MENOR STOCK

El nuevo acabado All in one de Peronda es la mejor manera de optimizar el negocio, al permitirnos reducir stocks con este producto All in one. Con solo una referencia, somos capaces de satisfacer las diversas necesidades técnicas de tus proyectos.

## MAYOR ARMONÍA

Ya podemos salir del salón a la terraza sin depender de los formatos ni de los tonos. La colocación del material sin límites nos aporta esa sensación de continuidad estética que tanto nos gusta.

## MORE HARMONY

We can already come out on the terrace regardless of neither formats nor tones. Unlimited ways of placing materials gives us a feeling of aesthetic continuation we really like.

## UNLIMITED PURPOSES. SAME SURFACE

Can you imagine having the very same floor with identical features in every single space of your project? All in one finish brings softness and anti slip treatment together. There is no need to choose any more. You can have it all in just one product.

## MORE SOFTNESS AND CLEANLINESS

Up to now, humid areas were doomed to roughness. They are nicer and easier to clean now thanks to the softness this brand-new Peronda's finish brings us.

## LESS STOCK

Peronda's new finish All in one is the best way to optimise business, for it lets us reduce the stock by using this all-in-one product. Just with one reference, we can satisfy the many technical needs of your project.

# ALL IN ONE

Antislip Soft. Unlimited purposes.




\*Este icono indica que se trata de una pieza Antislip Soft.  
\*This icon shows this an Antislip Soft piece.



collection **ALPINE** floor AS 75,5x151 grey






collection **ALPINE** floor SP 100x180 white




collection **ALPINE** floor AS 60x120 white




collection **ALPINE** floor AS 75,5x151 anthracite

collection **ALPINE** floor AS 30x30 anthracite MOSAIC




**ALPINE**




75,5 \* 151 \* 1 cm | 30 \* 59"

RECTIFIED	ALL IN ONE
	BN119
ANTHRACITE	28511
BEIGE	28512
GREY	28513
WHITE	28514




60 \* 120 \* 1 cm | 24 \* 48"

RECTIFIED	ALL IN ONE
	BN116
ANTHRACITE	28478
BEIGE	28479
GREY	28480
WHITE	28481



90 \* 90 \* 1 cm | 36 \* 36"

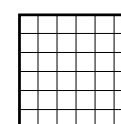
RECTIFIED	ALL IN ONE
	BN90
ANTHRACITE	28495
BEIGE	28497
GREY	28496
WHITE	28498



60 \* 60 \* 1 cm | 24 \* 24"

RECTIFIED	ALL IN ONE
	BN88
ANTHRACITE	28486
BEIGE	28487
GREY	28488
WHITE	28489



**D. ALPINE MOSAIC**



30 \* 30 cm | 12 \* 12"

RECTIFIED	ALL IN ONE
	P37
ANTHRACITE	29179
BEIGE	29180
GREY	29181
WHITE	29182





**FLOOR**  
 60 \* 120 \* 1 cm | 24 \* 48"  
 90 \* 90 \* 1 cm | 36 \* 36"

White | Beige | Grey | Anthracite

# HONED

The value of the passing of time.

## ETERNO

Brillo satinado irregular que nos evoca el resultado del paso del tiempo sobre una superficie noble. La belleza de los elementos que cuanto más envejecen mayor valor tienen, más bonitos son, más historias atesoran.


Todo ello ligado a un tacto especialmente suave que transforma cualquier interior en un lugar especial, cálido, donde nos sentimos cómodos y seguros.

## ETERNAL

Uneven polished brightness evoking the result of the passing of time on a fine surface. The beauty of elements that the more they get old, the more value they have, the more beautiful they are and the more number of stories they treasure.

All of this is bound to quite a soft touch that turns any indoor area into a special, warm place where we feel safe and comfortable.






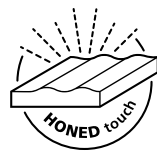
collection **ALPINE** floor HO 60x120 beige




collection **ALPINE** floor SF 90x90 grey



\_SOFT




ALPINE



60 \* 120 \* 1 cm | 24 \* 48"

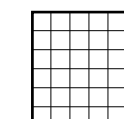
RECTIFIED	HONED	SOFT
	BN132	BN72
ANTHRACITE	28482	29372
BEIGE	28483	29375
GREY	28484	29373
WHITE	28485	29374



90 \* 90 \* 1 cm | 36 \* 36"




RECTIFIED	HONED	SOFT
	BN131	BN48
ANTHRACITE	28499	29376
BEIGE	28500	29377
GREY	28501	29378
WHITE	28502	29379

D. ALPINE MOSAIC



30 \* 30 cm | 12 \* 12"

RECTIFIED	HONED
	P38
ANTHRACITE	29183
BEIGE	29184
GREY	29185
WHITE	29186



**WALL**  
32 x 90

White | Beige | Grey


collection **ALPINE** wall 32x90 white



collection **ALPINE** wall 32x90 white TOP

collection **ALPINE** floor AS 90x90 white





collection **ALPINE** floor SP 100x180 beige


collection **ALPINE** wall waves 32x90 beige











WHITE




BEIGE



GREY


**ALPINE**



32 \* 90 \* 1,05 cm | 13 \* 36"

RECTIFIED	NATURAL
	BN29
WHITE	28524
BEIGE	28523
GREY	28525

**D. ALPINE WALL MOSAIC**



30 \* 30 cm | 12 \* 12"

RECTIFIED	NATURAL
	P44
WHITE	29176
BEIGE	29174
GREY	29175


**ALPINE WAVES**



32 \* 90 \* 1,05 cm | 13 \* 36"

RECTIFIED	NATURAL
	BN36
WHITE	28527
BEIGE	28526
GREY	28528

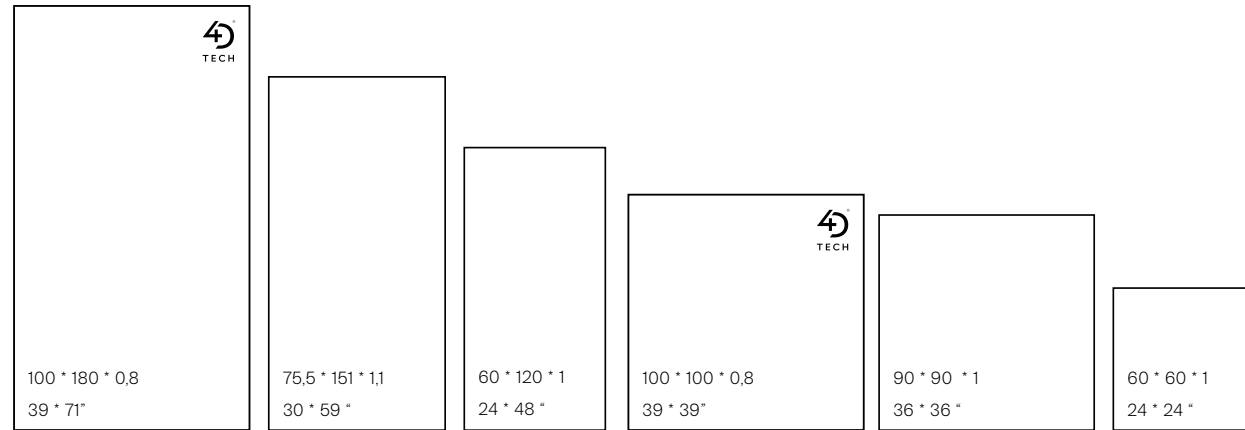
**ALPINE TOP**



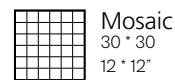

32 \* 90 \* 1,05 cm | 13 \* 36"

RECTIFIED	NATURAL
	BN36
WHITE	28530
BEIGE	28529
GREY	28531


ALPINE FLOOR - sizes



ALPINE FLOOR - decors




ALPINE FLOOR - colors



White Beige Grey Anthracite

ALPINE FLOOR - finishes

Shaped



100 \* 180 \* 0,8 | 39 \* 71"  
100 \* 100 \* 0,8 | 39 \* 39"

all in one



75,5 \* 151 \* 1 | 30 \* 59"  
60 \* 120 \* 1 | 24 \* 48"  
90 \* 90 \* 1 | 36 \* 36"  
60 \* 60 \* 1 | 24 \* 24"

Honed

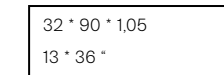


Soft

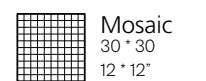



60 \* 120 \* 1 | 24 \* 48"  
90 \* 90 \* 1 | 36 \* 36"


ALPINE WALL - sizes



ALPINE WALL - decors



ALPINE WALL - colors



White Beige Grey

ALPINE FLOOR - references

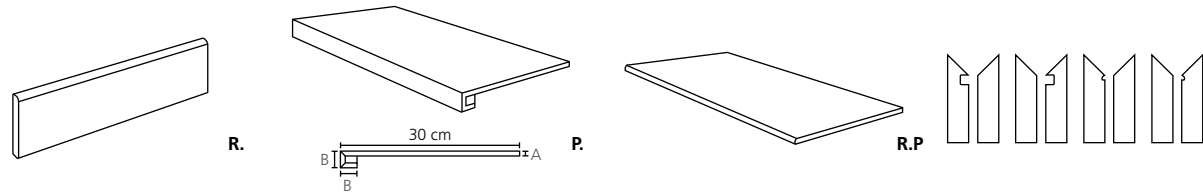
	RECTIFIED	SHAPED		SHAPED DECOR															
		BN137	BN138	BN139	BN140	SHAPED	ALL IN ONE	ALL IN ONE	HONED	SOFT	ALL IN ONE	HONED	SOFT	ALL IN ONE	MOSAIC ALL IN ONE	MOSAIC HONED			
100 * 180 * 0,8   39 * 71"	ANTHRACITE	28519			29035		BN119	BN116	BN132	BN72	BN90	BN131	BN48	BN88	P37	P38			
	BEIGE	28520			29033	28948	28511	28478	28482	29372	28495	28499	29376	28486	29179	29183			
	GREY	28522			29034	28946	28512	28479	28483	29375	28497	28500	29377	28487	29180	29184			
	WHITE		28521		29036	28947	28513	28480	28484	29373	28496	28501	29378	28488	29181	29185			
100 * 100 * 0,8   39 * 39"						28945	28514	28481	28485	29374	28498	28502	29379	28489	29182	29186			
75,5 * 151 * 1   30 * 59"																			
60 * 120 * 1   24 * 48"																			
90 * 90 * 1   36 * 36"																			

ALPINE WALL - references

	RECTIFIED	NATURAL	TOP NATURAL	WAVES NATURAL	MOSAIC NATURAL
		BN29	BN36	BN36	P44
32 * 90   13 * 36"	BEIGE	28523	28526	28529	29174
	GREY	28525	28528	28531	29175
	WHITE	28524	28527	28530	29176
30 * 30 cm   12 * 12"					

**PIEZA COMPLEMENTARIA | COMPLEMENTARY PIECE**

Rodapie - Skirting	Peldaño técnico - Technical stair - thread	Peldaño romo - Rounded stair - thread	*S.K.I.	*S.K.D.	*Z.R.I.	*Z.R.D.
--------------------	--------------------------------------------	---------------------------------------	---------	---------	---------	---------

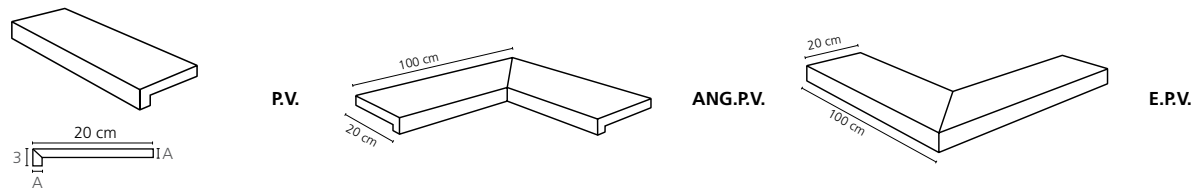


8 * 60 cm   3 * 24" <b>P34</b>	30 * 60 cm   12 * 24" <b>P54</b>	30 * 60 cm   12 * 24" <b>P64</b>	8 * 30 cm   3 * 12" <b>P48</b>
8 * 75,5 cm   3 * 24" <b>P43</b>	30 * 90 cm   12 * 36" <b>P76</b>	30 * 90 cm   12 * 36" <b>P61</b>	8 * 30 cm   3 * 12" <b>P55</b>
8 * 90 cm   3 * 36" <b>P44</b>	30 * 120 cm   12 * 48" <b>P75</b>	30 * 120 cm   12 * 48" <b>P77</b>	8 * 30 cm / SP   3 * 12" <b>P53</b>
8 * 100 cm / SP   3 * 39" <b>P45</b>	30 * 75,5 cm   12 * 24" <b>P70</b>	30 * 75,5 cm   12 * 24" <b>P78</b>	
	30 * 151 cm   12 * 24" <b>P80</b>	30 * 151 cm   12 * 24" <b>P54</b>	
	A= 1 cm B= 3 cm	30 * 100 cm / SP   12 * 39" <b>P85</b>	
	30 * 100 cm / SP   12 * 39" <b>P74</b>		
	A= 0,8 cm B= 2,4 cm		

**PIEZA ESPECIAL PISCINA | SPECIAL PIECE POOL (all in one)**

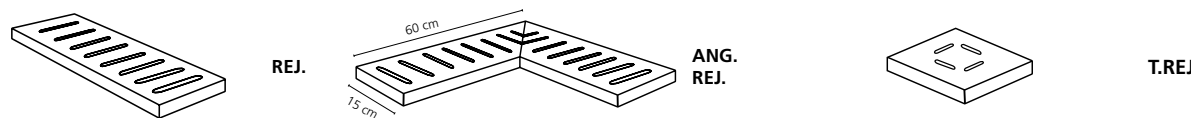
\*Pedido mínimo 10 unidades | Minimum order 10 items

Peldaño Vierteagua   Pool Coping	Peldaño vierteagua angulo   Pool Coping internal corner	Peldaño vierteagua esquina   Pool Coping external corner
----------------------------------	---------------------------------------------------------	----------------------------------------------------------



20 * 60 cm   8 * 24" <b>P61</b> A= 1 cm	20 * 60 cm   24 * 24" <b>P70</b> (PACK 2 units)	20 * 60 cm   24 * 24" <b>P70</b> (PACK 2 units)
-----------------------------------------	-------------------------------------------------	-------------------------------------------------

Rejilla   Drainage grate	Angulo rejilla   Angle corner drainage grate	Taco rejilla   Square corner drainage grate
--------------------------	----------------------------------------------	---------------------------------------------



15 * 60 * 2,2 cm   6 * 24" <b>P54</b>	15 * 60 * 2,2 cm   24 * 24" <b>P75</b> (PACK 2 units)	15 * 15 * 2,2 cm   6 * 6" <b>P85</b>
---------------------------------------	-------------------------------------------------------	--------------------------------------

**CARACTERÍSTICAS TÉCNICAS | TECHNICAL CHARACTERISTICS**

joint	frost proof (floor)	versatile (floor)	wall tiles	matt	full body (floor)	diferent shades	shade variation	various graphics

**CARACTERÍSTICAS TÉCNICAS ANTIDESLIZAMIENTO | ANTI-SLIP CHARACTERISTICS**

Ensayo   Essay	Características   Features	Resultado   Result			
		SHAPED	ALL IN ONE	HONED	SOFT
DIN 51130	Ángulo crítico (Pies calzados)   Critical angle (footwear)	-	R11	-	-
DIN 51097	Ángulo crítico (Pies descalzados)   Critical angle (Wet loaded barefoot)	-	A+B+C	-	-
BS 7976-2	Antideslizamiento (Test del péndulo)   Slip resistance (Pendulum test-PTV)	-	+36 Wet	-	-
UNE-ENV 12633	Antideslizamiento (Test del péndulo)   Slip resistance (Pendulum test)	Class 1	Class 3	-	Class 1
ANSI A137.1	Coefficiente de Fricción Dinámico   Dynamic Coefficient of Friction (DCOF)	-	> 0,42	-	-
ISO 10545-6	Resistencia a la abrasion profunda/ Resistance to Deep Abrasion	-	< 175 mm <sup>3</sup>	-	-

**EMBALAJE | PACKING**

(Los pesos aquí reflejados pueden sufrir ligeras variaciones en función del lote de producción. Weights shown here may slightly vary depending on the production lot.)

Formato   Sizes	Cajas   Boxes			Pallet				Cont./20' 21500 kg.	Cont./20' 24000 kg.
	Piezas	m <sup>2</sup> / sq.m	kg	Cajas	m <sup>2</sup> / sq.m	kg	Tamaño cm aprox.		
cm									
180 * 100 * 0,8	2	3,6	70,25	20	72	1455	181 * 112 * 64	1063,92	1187,63
75,5 * 151 * 1	1	1,14	26	44	50,16	1189	160 * 92 * 76	853 (17 pallets)	20213 kg (17 pallets)
90 * 90 * 1	2	1,62	40	22	35,64	905	105 * 95 * 75	846,7	945,15
100 * 100 * 0,8	2	2	37	32	64	1226	112 * 112 * 64	1122,35	1252,85
60 * 120 * 1	2	1,44	33,18	27	38,88	920	120 * 80 * 75	908,61	1014,26
60 * 60 * 1	3	1,08	24,3	36	38,88	899	120 * 80 * 75	929,83	1037,95
32 * 90 * 1,05 (wall tile)	4	1,15	20,9	56	64,4	1194	120 * 80 * 105	1159,63	1294,47
inch	units	ft <sup>2</sup>	lb	Boxes	ft <sup>2</sup>	lb	Sizes Inch approx.	ft <sup>2</sup>	ft <sup>2</sup>
70 7/8 * 39 3/8 * 5/16	2	38,75	154,87	20	775	3207,73	71 1/4 * 44 1/16 * 25 3/16	11451,94	12783,54
29 3/4 * 59 7/16 * 3/8	1	12,27	53,32	44	539,91	2621,29	47 1/4 * 31 1/2 * 29 15/16	9181,62 (17 pallets)	44562 lb (17 pallets)
35 7/16 * 35 7/16 * 3/8	2	17,44	83,69	22	383,63	1896,22	41 5/6 * 37 3/8 * 29 1/2	9.589,39	10704,43
39 3/8 * 39 3/8 * 5/16	2	21,53	81,59	32	688,90	2703,33	44 1/16 * 44 1/16 * 25 3/16	12080,97	13485,73
23 5/8 * 47 1/4 * 3/8	2	15,50	73,15	27	418,50	2027,92	47 1/4 * 31 1/2 * 29 1/2	9.781,75	10919,17
23 5/8 * 23 5/8 * 3/8	3	11,63	53,57	36	418,50	1981,49	47 1/4 * 31 1/2 * 29 1/2	10.010,95	11175,02
12 5/8 * 35 7/16 * 7/16 (wall tile)	4	12,38	46,08	56	693,2	2632,77	47 1/4 * 31 1/2 * 41 5/16	12482,27	13933,7

**peronda.com**

Av. Manuel Escobedo, 26 \_ P.O Box 51

12200 **Onda (Castellón)** España

**964 602 012** \_ f. 964 600 361 \_ f. exportación (+34) 964 771 162