

SERIE *quarry* quarry series



natural
unglazed



<1,25%



3<E≤6%



4,4x10⁻⁶xK⁻¹



30 N/mm²



290 - 340 mm³



6 - 8



clase 5
class 5



Deslizam. CTE: clase 3
Slipping resist. CTE: class 3




C




R10 - R11


Naturales *Natural Tiles*




Red




Flame Red



Heather Brown



Flame Brown




Black

Bases Basic pieces

CONJUNTO DE MONTAJE DE 25 BALDOSAS 25 TILES ASSEMBLY SET

Quarry Red



Quarry Flame Red




Quarry Black



Quarry Heather Brown

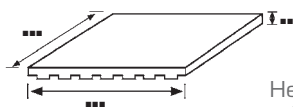


Quarry Flame Brown



Base 15x15

Tile 15x15



- Red ■ Cod. 02481 **MC700**
- Flame red ■ Cod. 02487 **MC700**
- Heather brown ■ Cod. 02493 **MC700**
- Flame brown ■ Cod. 02499 **MC700**
- Black ■ Cod. 02560 **MC845**

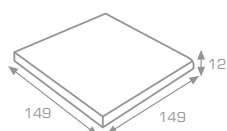
Artículo Item	Medidas (mm) Size (mm)	Espesor (mm) Thickness (mm)	U.M.*	U.M.*		Piezas Pieces		Peso (Kg) Weight (Kg)		
						U.M.*		U.M.*		
Base 15x15 Red y Flame red <i>Tile 15x15 Red and Flame red</i>	149x149	12	M ² SQM	0,55	46	42	23	25,54	13,98	1175
Base 15x15 Black y Brown <i>Tile 15x15 Black and Brown</i>	149x149	12	M ² SQM	0,55	46	42	23	22,73	12,50	1050

* Unidad de Medida. Los artículos medidos en M² o ML se sirven contando la junta normal entre piezas
 *Unit of measure. Items measured in SQM or LM are delivered assuming average joint between pieces



Piezas especiales *Special pieces*

Remate
Edge




- | | | | |
|---------------|---|------------|--------------|
| Red | ■ | Cod. 02482 | PZ022 |
| Flame red | ■ | Cod. 02488 | PZ022 |
| Heather brown | ■ | Cod. 02494 | PZ022 |
| Flame brown | ■ | Cod. 02500 | PZ022 |
| Black | ■ | Cod. 02561 | PZ027 |

Esquina de peldaño
Stair-tread corner



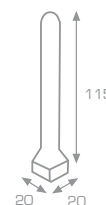
- | | | | |
|---------------|---|------------|--------------|
| Red | ■ | Cod. 02483 | PZ125 |
| Flame red | ■ | Cod. 02489 | PZ125 |
| Heather brown | ■ | Cod. 02495 | PZ125 |
| Flame brown | ■ | Cod. 02501 | PZ125 |
| Black | ■ | Cod. 02562 | PZ140 |

Ángulo interior
Internal angle



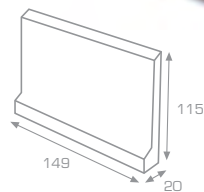
- | | | | |
|---------------|---|------------|--------------|
| Red | ■ | Cod. 02485 | PZ125 |
| Heather brown | ■ | Cod. 02497 | PZ125 |
| Black | ■ | Cod. 02564 | PZ140 |

Ángulo exterior
External angle

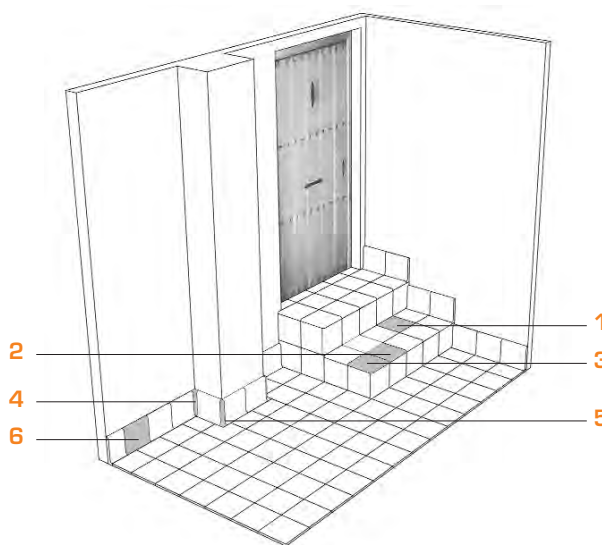


- | | | | |
|---------------|---|------------|--------------|
| Red | ■ | Cod. 02486 | PZ125 |
| Heather brown | ■ | Cod. 02498 | PZ125 |
| Black | ■ | Cod. 02565 | PZ140 |

Rodapié
Skirting board



- | | | | |
|---------------|---|------------|--------------|
| Red | ■ | Cod. 02484 | PZ035 |
| Flame red | ■ | Cod. 02490 | PZ035 |
| Heather brown | ■ | Cod. 02496 | PZ035 |
| Flame brown | ■ | Cod. 02502 | PZ035 |
| Black | ■ | Cod. 02563 | PZ050 |



- | | |
|----------------------|---------------------------|
| 1 Base | <i>Tile</i> |
| 2 Remate | <i>Edge</i> |
| 3 Esquina de peldaño | <i>Stair-tread corner</i> |
| 4 Ángulo interior | <i>Internal angle</i> |
| 5 Ángulo exterior | <i>External angle</i> |
| 6 Rodapié | <i>Skirting board</i> |

Anchura recomendada de la junta de colocación: 6 - 8 mm
A 6 - 8 mm wide installation joint is recommended.



Artículo Item	Medidas (mm) Size (mm)	Espesor (mm) Thickness (mm)	U.M. *	U.M. *		Piezas Pieces		Peso (Kg) Weight (Kg)		
						U.M.*	U.M.*	U.M.*		
Remate Red y Flame red <i>Red and flame red edge</i>	149x149	12	Pz. Pc.	23	1932	1	23	0,61	13,98	1175
Remate Black y Brown <i>Black and Brown red edge</i>	149x149	12	Pz. Pc.	23	1932	1	23	0,54	12,50	1050
Esquina Red y Flame red <i>Red and flame red corner</i>	149x149	12	Pz. Pc.	23	1932	1	23	0,61	13,98	1175
Esquina Black y Brown <i>Black and Brown red corner</i>	149x149	12	Pz. Pc.	23	1932	1	23	0,54	12,50	1050
Rodapié Red y Flame red <i>Red and flame red skirting board</i>	149x20x115	12	Pz. Pc.	32	2368	1	32	0,50	16,00	1184
Rodapié Black y Brown <i>Black and Brown red skirting board</i>	149x20x115	12	Pz. Pc.	32	2368	1	32	0,48	15,36	1137
Ángulo interior <i>Internal angle</i>	20x20x115	12	Pz. Pc.	24	2688	1	24	0,12	2,88	—
Ángulo exterior <i>External angle</i>	20x20x115	12	Pz. Pc.	30	3360	1	30	0,05	1,5	—

* Unidad de Medida. Los artículos medidos en M² o ML se sirven contando la junta normal entre piezas
 *Unit of measure. Items measured in SQM or LM are delivered assuming average joint between pieces