




MATT

Formatos / Sizes / Format

60x120
23,62"x47,24"


REC.



PEI 4

● At. Rimini	Brillo	60x120	Rec.	M39	017.250.0804.06610	60
● At. Rimini	Brillo	60,8x60,8		M19	015.440.0804.06610	60
● At. Rimini	Brillo	60x60	Rec.	M28	017.840.0804.06610	60
● At. Rimini	Brillo	30x30(7)	Malla	M170	025.590.0804.06610	60

60,8x60,8
23,93"x23,93"



PEI 4


● At. Rimini	Mate	60x120	Rec.	M39	017.250.0803.06610	60
● At. Rimini	Mate	30,3x61,3		M19	015.722.0803.06610	60
● At. Rimini	Mate	60,8x60,8		M19	015.440.0803.06610	60
● At. Rimini	Mate	60x60	Rec.	M28	017.840.0803.06610	60
● At. Rimini	Mate	30x30(7)	Malla	M170	025.590.0803.06610	60

60x60
23,62"x23,62"

REC.

30,3x61,3
11,92"x24,13"

30x30 (7x7)
11,81"x11,81"



● At. Rlv. Rimini	Mate	30,3x61,3	Rec.	M19	015.722.0803.06095	60
-------------------	------	-----------	------	-----	--------------------	----



Pvto. / Floor / Sol: **At. Rimini Brillo 60x120**

Piezas especiales / Special pieces / Pièces especiales (No Rlv.)

Consultar en página / Consult on page / Consulter en page: 366

*PELDAÑO GRADONE	*ÁNGULO GRADONE	*RODAPIÉ C/ROMO

Empaquetado / Packaging / Emballage

Formato	pz/cj	m ² /cj	cj/pl	m ² /pl	kg/cj	kg/pl
60x120	2	1.44	36	51.84	27.70	1.026.20
30,3x61,3	7	1.30	40	52.00	26.00	1.060.00
60,8x60,8	4	1.48	30	44.40	31.00	950.00
60x60	4	1.44	30	43.20	30.00	920.00
30x30(7) Malla	1.30	1.00	42	42.00	23.10	990.20