



AURA DOLCE™

GLAZED CERAMIC WALL

RAGNO®

ARTFULLY REIMAGINED™



Meringue, Frost, Latte, Cinnamon & Blue Ice



AURA DOLCE™

Compose delectable designs with the mellow, monochromatic sequence of Aura Dolce™. Touch the extraordinary effects of a flat soft surface, smooth as silk, or a wavy texture for added-depth on a large-format 6x18 wall tile. Aura Dolce™ harmonizes with soft, contemporary colors in a satin finish – Meringue, Frost, Latte, Cinnamon and Blue Ice bring a soothing essence into any room. For a clean finished result use jolly trim available in all five colors.






AURA DOLCE™

GLAZED CERAMIC WALL


6 x 18 WALL TILE - FLAT




AD11 Meringue




AD12 Frost



AD13 Latte




AD14 Cinnamon




AD15 Blue Ice

6 x 18 WALL TILE - WAVE




AD11 Meringue




AD12 Frost



AD13 Latte



AD14 Cinnamon



AD15 Blue Ice

1/2 x 12 JOLLY

AD11 Meringue

AD12 Frost

AD13 Latte



AD14 Cinnamon

AD15 Blue Ice

USAGE

Floors	Walls	Countertops
	W	

SIZES

		THICKNESS	SQ. FT./ CARTON	PIECES/ CARTON	
	6 x 18 Wall Tile - Flat	(6" x 18") (15.25 cm x 45.76 cm)	5/16"	11.25	15
	6 x 18 Wall Tile - Wave	(6" x 18") (15.25 cm x 45.76 cm)	5/16"	11.25	15

APPLICATIONS

	TARGET DCOF WET	SUITABLE
Dry & Level – Interior Floor	N/A	
Wet & Level – Interior Floor	≥ 0.42	
Shower Floors (Residential or Light Commercial)	≥ 0.42	
Exterior Floor Applications (including pool decking & other wet areas with minimal footwear)	≥ 0.60	
Ramps & Inclines	≥ 0.65	
Walls/Backsplashes	N/A	●
Countertops	N/A	
Pool Linings	N/A	

A DCOF value of ≥ 0.42 is the standard for tiles specified for level interior spaces expected to be walked upon when wet, as stated in ANSI A137.1-2012, Section 9.6. For more information about DCOF and the DCOF AcuTest™, visit ragnousa.com/DCOF.


APPLICATION NOTES:

Wall tile suitable for exterior applications in non-freezing climates, when proper installation methods are followed.

TRIM

DESCRIPTION	NUMBER	SIZE	SHAPE
Jolly	S-1/212J	1/2 x 12	

INSTALLATION

GROUT JOINT RECOMMENDATION	SHADE VARIATION
1/16" (1/8" when rectangular size is installed in a staggered brick-joint pattern; overlap should not exceed 33%.)	 Low Variation

PERFORMANCE CHARACTERISTICS

	ASTM#	WALL RESULT
Water Absorption	C373	< 20%
Breaking Strength	C648	120 - 230 lbs
Scratch Hardness	MOHS	4.0 - 6.0
Chemical Resistance	C650	Resistant
Abrasion Resistance	C1027	N/A

For additional information on test results, visit us at: ragnousa.com/information/TestResults.

NOTES

Since there are variations in all fired ceramic products, tile and trim supplied for your particular installation may not match these samples. Final color selection should be made from actual tiles and trim and not from tile samples or color reproductions. Manufactured in accordance with ANSI A137.1 standards.

Special consideration needs to be given when installing tiles greater than 15 inches. Please refer to ragnousa.com/LargeTiles for more information.

Use of a latex modified thin-set is recommended for installation. For more information visit, ragnousa.com.



Wall Tile



Pre-Consumer
Recycled Content



Post Consumer
Recycled Content



All or select items within this series meet the requirements for these qualifications. For more information visit ragnousa.com.

PHOTOGRAPHY INDEX

Cover

Aura Dolce™ in Blue Ice 6 x18 wave on wall, center
Aura Dolce™ in Meringue 6 x 18 flat on wall, outer
Patina™ in Petrolio 12 x 24 on floor

Page 2

Aura Dolce™ in Meringue, Frost, Latte, Cinnamon and
Blue Ice 6 x 18 flat in herringbone pattern on wall,
Mt. Royale™ in Pecan 6 x 36 on floor

Page 4

Aura Dolce™ in Blue Ice 6 x18 wave on wall, center
Aura Dolce™ in Meringue 6 x 18 flat on wall, outer
Patina™ in Petrolio 12 x 24 on floor