

Azuma 65



concrete

GRES PORCELLANATO A MASSA COLORATA

COLOURED BODY PORCELAIN TILE / GRÈS CÉRAMÉ TEINTÉ DANS LA MASSE / EINGEFÄRBTES FEINSTEINZEUG
GRES PORCELÁNICO COLOREADO EN MASA / КЕРАМОГРАНИТ, ОКРАШЕННЫЙ В МАССЕ / 彩色通体瓷质砖

ISO 13006 - G - Bla (E ≤ 0,5%) UNI EN 14411 - G




FORMATI

SIZES / FORMATS / FORMATE / FORMATOS / ФОРМАТЫ / 规格



120X260
48"X103"



120X120
48"X48"


SUPERFICI

SURFACES / SURFACES / OBERFLÄCHEN / SUPERFICIES / ПОВЕРХНОСТИ / 表面



COLORI

COLOURS / COULEURS / FARBEN / COLORES / ЦВЕТА / 颜色






AZMA RB12CG RM - AZMA6 DK260DG



AZMA 120AG RM - AZMA 12AG RM - AZMA6 260AG RM



CG




AZMA6 DK260CG
120x260 - 48"x103"



Concrete



120X260 - 48"X103"




120X120 - 48"X48"



AZMA6 260CG RM

AZMA6 120CG RM



AG




AZMA6 DK260AG
120x260 - 48"x103"



Concrete



120X260 - 48"X103"




120X120 - 48"X48"



AZMA6 260AG RM

AZMA6 120AG RM



G




AZMA6 DK260G
120x260 - 48"x103"



Concrete



120X260 - 48"X103"




120X120 - 48"X48"



AZMA6 260G RM

AZMA6 120G RM



DG




AZMA6 DK260DG
120x260 - 48"x103"



Concrete



120X260 - 48"X103"



120X120 - 48"X48"



AZMA6 260DG RM

AZMA6 120DG RM



N




AZMA6 DK260N
120x260 - 48"x103"



Concrete



120X260 - 48"X103"



120X120 - 48"X48"



AZMA6 260N RM

AZMA6 120N RM

Azuma



GRES PORCELLANATO A MASSA COLORATA

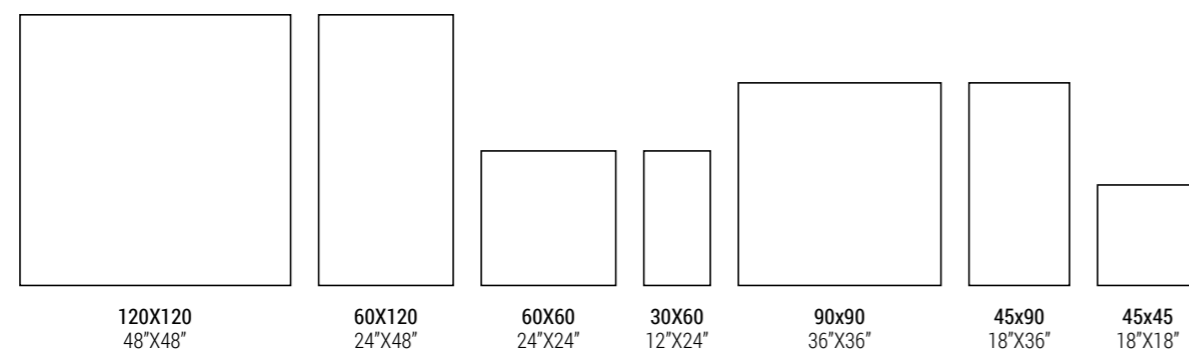
COLOURED BODY PORCELAIN TILE / GRÈS CÉRAME TEINTÉ DANS LA MASSE / EINGEFÄRBTES FEINSTEINZEUG
GRES PORCELÁNICO COLOREADO EN MASA / КЕРАМОГРАНИТ, ОКРАШЕННЫЙ В МАССЕ / 彩色通体瓷质砖

ISO 13006 - G - Bla (E ≤ 0,5%) UNI EN 14411 - G




FORMATI

SIZES / FORMATS / FORMATE / FORMATOS / ФОРМАТЫ / 规格




SUPERFICI

SURFACES / SURFACES / OBERFLÄCHEN / SUPERFICIES / ПОВЕРХНОСТИ / 表面



COLORI

COLOURS / COULEURS / FARBEN / COLORES / ЦВЕТА / 颜色




Azuma



AZMA 12AG RM - AZMA 120AG RM - AZMA6 260AG RM



concrete



AZMA DK12CG
60x120-24"x48"


AZMA L2X60
2X60 -0.8"x24"

AZMA DK12AG
60x120-24"x48"

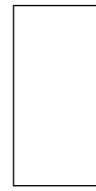
AZMA L2X60
2X60 -0.8"x24"

CG


AG



120X120 - 48"x48"




60X120 - 24"x48"



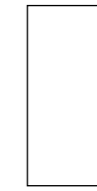
60X60 - 24"x24"




30X60 - 12"x24"



120X120 - 48"x48"



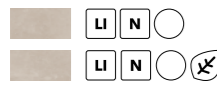
60X120 - 24"x48"




60X60 - 24"x24"



30X60 - 12"x24"



AZMA 120CG RM	AZMA 12CG RM	AZMA 60CG RM	AZMA 36CG RM
AZMA RB12CG RM			



AZMA 120AG RM	AZMA 12AG RM	AZMA 60AG RM	AZMA 36AG RM
AZMA RB12AG RM			



90X90 - 36"x36"




45X90 - 18"x36"



30X30 - 12"x12"



45X45 - 18"x18"



90X90 - 36"x36"



45X90 - 18"x36"



30X30 - 12"x12"



45X45 - 18"x18"



AZMA 90CG RM	AZMA 49CG RM	MK.AZMA 30CG	AZMA 45CG
--------------	--------------	--------------	-----------



AZMA 90AG RM	AZMA 49AG RM	MK.AZMA 30AG	AZMA 45AG
--------------	--------------	--------------	-----------



AZMA DK12G
60x120-24"x48"


AZMA L2X60
2X60 -0.8"x24"

AZMA DK12DG
60x120-24"x48"

AZMA L2X60
2X60 -0.8"x24"

G

DG



120X120 - 48"x48"




60X120 - 24"x48"




60X60 - 24"x24"




30X60 - 12"x24"



120X120 - 48"x48"




60X120 - 24"x48"



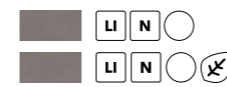
60X60 - 24"x24"




30X60 - 12"x24"



AZMA 120G RM	AZMA 12G RM	AZMA 60G RM	AZMA 36G RM
AZMA RB12G RM			



AZMA 120DG RM	AZMA 12DG RM	AZMA 60DG RM	AZMA 36DG RM
AZMA RB12DG RM			



90X90 - 36"x36"



45X90 - 18"x36"



30X30 - 12"x12"



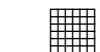
45X45 - 18"x18"



90X90 - 36"x36"



45X90 - 18"x36"



30X30 - 12"x12"



45X45 - 18"x18"



AZMA 90G RM	AZMA 49G RM	MK.AZMA 30G	AZMA 45G
-------------	-------------	-------------	----------




AZMA 90DG RM	AZMA 49DG RM	MK.AZMA 30DG	AZMA 45DG
--------------	--------------	--------------	-----------



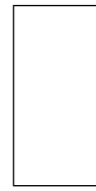
AZMA DK12N
60x120-24"x48"

AZMA L2X60
2X60-0.8"x24"


N



120X120 - 48"x48"




60X120 - 24"x48"



60X60 - 24"x24"



30X60 - 12"x24"




AZMA 120N RM

AZMA 12N RM

AZMA 60N RM

AZMA 36N RM

AZMA RB12N RM



90X90 - 36"x36"



45X90 - 18"x36"



MK.AZMA 30N



45X45 - 18"x18"



AZMA 90N RM

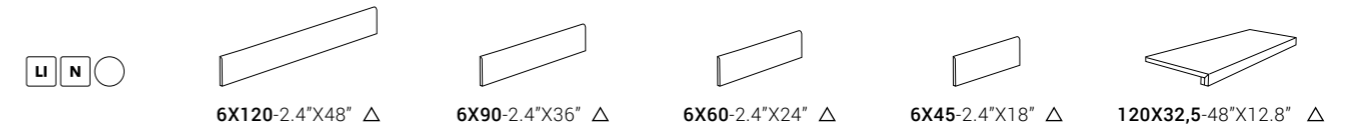
AZMA 49N RM

MK.AZMA 30N

AZMA 45N

PEZZI SPECIALI

SPECIAL PIECES / PIÈCES SPÉCIALES / SONDERPREISE / PIEZAS ESPECIALES / СПЕЦИАЛЬНЫЕ ЭЛЕМЕНТЫ / 特制件



CG	AZMA BT120CG	AZMA BT90CG	AZMA BT60CG	AZMA BT45CG	AZMA G120CG
AG	AZMA BT120AG	AZMA BT90AG	AZMA BT60AG	AZMA BT45AG	AZMA G120AG
G	AZMA BT120G	AZMA BT90G	AZMA BT60G	AZMA BT45G	AZMA G120G
DG	AZMA BT120DG	AZMA BT90DG	AZMA BT60DG	AZMA BT45DG	AZMA G120DG
N	AZMA BT120N	AZMA BT90N	AZMA BT60N	AZMA BT45N	AZMA G120N

CARATTERISTICHE TECNICHE SPECIFICHE

TECHNICAL FEATURES SPECIFICATIONS / CARACTÉRISTIQUES TECHNIQUES SPÉCIFIQUE / TECHNISCHE EIGENSCHAFTEN
CARACTERÍSTICAS TÉCNICAS ESPECÍFICAS / ТРЕБУЕМЫЕ ТЕХНИЧЕСКИЕ ХАРАКТЕРИСТИКИ / 特殊技术规格

	DIN 51130 (R)	DIN 51097 (A+B+C)	BCR REP. CEC 6/81		DM 14/6/89 N. 236		PENDULUM TEST BS (INGLESE)	PENDULUM TEST AS/NZS 4856:2004 (AUSTRALIANO)	PENDULUM TEST UNE ENV 12633:2003 (SPAGNOLO)	BOT 3000 (DCOF)
			G.A.	G.B.	C.A.	G.B.				
AZMA	R10	A	>0.4	>0.4	>0.4	>0.4	>36	>35	1	>0,42
AZMA RB	R11	A+B	>0.4	>0.4	>0.4	>0.4	>36	>45	3	>0,42