



Boost Natural

IN COLLABORATION WITH Matteo Brioni

DOWNLOAD >
CATALOG &
IMAGE GALLERY



ENJOY THE
VIDEO



© Ceramiche Atlas Concorde



© Ceramiche Atlas Concorde



© Ceramiche Atlas Concorde

Porcelain Tiles



COLOURED BODY PORCELAIN TILES - RECTIFIED MONOCALIBER

Sizes	Thickness	Surface finish
162x324 cm - 63 ¹ / ₄ "x127 ¹ / ₂ " NON RECTIFIED	± 12 mm	Hammered
120x278 cm - 47 ¹ / ₄ "x109 ¹ / ₂ "	± 6 mm	Matte R9 A
120x120 cm - 47 ¹ / ₄ "x47 ¹ / ₄ "	± 9 mm	Matte R10 A+B
60x120 cm - 23 ³ / ₈ "x47 ¹ / ₄ "	± 9 mm	Matte R10 A+B
60x60 cm - 23 ³ / ₈ "x23 ³ / ₈ "	± 9 mm	Matte R10 A+B
30x60 cm - 11 ³ / ₄ "x23 ³ / ₈ "	± 9 mm	Matte R10 A+B

LARGE SIZES p. 390

OUTDOOR AND WET AREAS

Sizes	Thickness	Surface finish
120x120 cm - 47 ¹ / ₄ "x47 ¹ / ₄ "	± 9 mm	Grip R11 A+B+C
60x120 cm - 23 ³ / ₈ "x47 ¹ / ₄ "	± 9 mm	Grip R11 A+B+C
120x120 cm - 47 ¹ / ₄ "x47 ¹ / ₄ "	± 20 mm	Outdoor R11 A+B+C
60x60 cm - 23 ³ / ₈ "x23 ³ / ₈ "	± 20 mm	Outdoor R11 A+B+C

Wall Tiles



WHITEBODY WALL TILES - RECTIFIED MONOCALIBER

Sizes	Thickness	Surface finish
50x120 cm - 19 ³ / ₈ "x47 ¹ / ₄ "	± 8,5 mm	Matte
3D WALL TILES		
50x120 cm - 19 ³ / ₈ "x47 ¹ / ₄ "	± 8,5 mm	Matte

Coloured body porcelain tiles – Gres porcellanato colorato in massa – Grès cérame coloré dans la masse – Durchgefärbtes Feinsteinzeug – Gres porcelánico coloreado en masa – Керамический гранит окрашенный в массе
 Whitebody wall tiles – Rivestimenti in pasta bianca – Revêtements en pâte blanche – Weißscheibige Wandfliesen – Revestimientos en pasta blanca – Настенная плитка из белой глины
 Rectified monocaliber – Rettificato monocalibro – Rectifié mono-calibre – Geschliffen einkalibrig – Rectificado monocalibre – Ретифицированный в одном калибре
 Non rectified – Non rettificato – Non rectifié – Nicht rektifiziert – No rectificada – Неретифицированные

INDEX



PRODUCT
FINDER



SURFACE
RANGE



COMPANY



COLLECTIONS



- 3D WALL
- CONCRETE & RESIN LOOK
- METAL LOOK
- MARBLE LOOK
- STONE LOOK
- WOOD LOOK

LARGE SIZES



TECHNICAL
SPECIFICATIONS




Boost Natural

Porcelain Tiles

MATTE SURFACE



± 6 mm
120x278 cm - 47¹/₄"x109¹/₂"
 A67D Boost Natural Ecu
 A67E Boost Natural Umber
 A67F Boost Natural Coal
 A67G Boost Natural Cobalt ▲
 A67H Boost Natural Coral
 A67B Boost Natural Kaolin
 A67C Boost Natural Ash



± 9 mm
120x120 cm - 47¹/₄"x47¹/₄"
 A6WU Boost Natural Ecu
 A65O Boost Natural Umber
 A65P Boost Natural Coal
 A65Q Boost Natural Cobalt ▲
 A65R Boost Natural Coral
 A65N Boost Natural Kaolin
 A6WT Boost Natural Ash



± 9 mm
60x120 cm - 23⁵/₈"x47¹/₄"
 A6WW Boost Natural Ecu
 A65T Boost Natural Umber
 A65U Boost Natural Coal
 A65V Boost Natural Cobalt ▲
 A65W Boost Natural Coral
 A65S Boost Natural Kaolin
 A6WV Boost Natural Ash




± 9 mm
60x60 cm - 23⁵/₈"x23⁵/₈"
 A66E Boost Natural Ecu
 A66F Boost Natural Umber
 A66G Boost Natural Coal
 A658 Boost Natural Kaolin
 A659 Boost Natural Ash



± 9 mm
30x60 cm - 11³/₄"x23⁵/₈"
 A66J Boost Natural Ecu
 A66K Boost Natural Umber
 A66L Boost Natural Coal
 A66H Boost Natural Kaolin
 A66I Boost Natural Ash

GRIP SURFACE




± 9 mm
120x120 cm - 47¹/₄"x47¹/₄"
 A655 Boost Natural Ecu Grip
 A656 Boost Natural Umber Grip
 A657 Boost Natural Coal Grip
 A653 Boost Natural Kaolin Grip
 A654 Boost Natural Ash Grip



± 9 mm
60x120 cm - 23⁵/₈"x47¹/₄"
 A65Ø Boost Natural Ecu Grip
 A651 Boost Natural Umber Grip
 A652 Boost Natural Coal Grip
 A65Y Boost Natural Kaolin Grip
 A65Z Boost Natural Ash Grip

OUTDOOR ± 20 mm



± 20 mm
120x120 cm - 47¹/₄"x47¹/₄"
 A7Q9 Boost Natural Ecu 20 mm
 A7Q7 Boost Natural Kaolin 20 mm
 A7Q8 Boost Natural Ash 20 mm



± 20 mm
60x60 cm - 23⁵/₈"x23⁵/₈"
 A7RC Boost Natural Ecu 20 mm
 A7RA Boost Natural Kaolin 20 mm
 A7RB Boost Natural Ash 20 mm



Matte ± 6 mm



Matte ± 9 mm
 Grip ± 9 mm
 Outdoor ± 20 mm



R9 A Matte ± 6 mm
 R10 A+B Matte ± 9 mm
 R11 A+B+C Grip ± 9 mm
 R11 A+B+C Outdoor ± 20 mm



V2 Slight Variation



atlasPLAN
 p. 390




HAMMERED
162x324 cm - 63³/₄"x127¹/₂"
 NON RECTIFIED



KAOLIN



UMBER



ASH



COAL



ECRU



CORAL



COBALT

▲ Cobalt: glazed porcelain tiles / Cobalt: gres porcellanato smaltato / Cobalt: carreaux en grès cérame émaillé / Cobalt: glasierte Feinsteinzeugfliesen / Cobalt: gres porcelánico esmaltado / Cobalt: глазурованный керамогранит.

Matte surface – Superficie matt – Surface Mat – Matte Oberfläche – Superficie Mate – Матовая поверхность

Grip surface – Superficie grip – Surface grip – Grip Oberfläche – Superficie Grip – Grip поверхность

Outdoor – Pavimenti da esterno – Sols d'extérieur – Bodenbeläge für Außenbereiche – Pavimentos para exteriores – Уличная плитка

INDEX



PRODUCT
 FINDER



SURFACE
 RANGE



COMPANY



COLLECTIONS



3D WALL

CONCRETE & RESIN LOOK

METAL LOOK

MARBLE LOOK

STONE LOOK

WOOD LOOK

LARGE SIZES



TECHNICAL
 SPECIFICATIONS



Boost Natural Porcelain Tiles

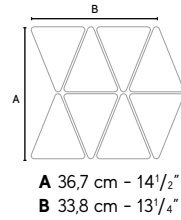
DECOR RANGE




A7CN Boost Natural Kaolin Mosaico Rhombus 36,7x33,8 - 14 1/2"x13 1/4"
 A7CO Boost Natural Ash Mosaico Rhombus 36,7x33,8 - 14 1/2"x13 1/4"
 A7CP Boost Natural Ecrú Mosaico Rhombus 36,7x33,8 - 14 1/2"x13 1/4"
 A7CQ Boost Natural Umber Mosaico Rhombus 36,7x33,8 - 14 1/2"x13 1/4"



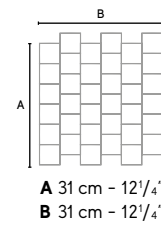
A7CR Boost Natural Coal Mosaico Rhombus 36,7x33,8 - 14 1/2"x13 1/4"
 A7CT Boost Natural Coral Mosaico Rhombus 36,7x33,8 - 14 1/2"x13 1/4"
 A7CS Boost Natural Cobalt Mosaico Rhombus 36,7x33,8 - 14 1/2"x13 1/4"



A7CF Boost Natural Kaolin Mosaico Tumbled 31x31 - 12 1/4"x12 1/4"
 A7CG Boost Natural Ash Mosaico Tumbled 31x31 - 12 1/4"x12 1/4"
 A7CH Boost Natural Ecrú Mosaico Tumbled 31x31 - 12 1/4"x12 1/4"
 A7CI Boost Natural Umber Mosaico Tumbled 31x31 - 12 1/4"x12 1/4"
 A7CJ Boost Natural Coal Mosaico Tumbled 31x31 - 12 1/4"x12 1/4"



A7CL Boost Natural Coral Mosaico Tumbled 31x31 - 12 1/4"x12 1/4"
 A7CK Boost Natural Cobalt Mosaico Tumbled 31x31 - 12 1/4"x12 1/4"



TRIM TILES p. 462 UPEC p. 455

	Battiscopa	Gradino *	Scalino *	Scalin Ang.*	Corner * ± 6 mm	Corner A.E.* ± 6 mm	Battiscopa Sag. Scala *	Elemento L				
	7,2x120 cm 2 7/8"x47 1/4" Matt	7,2x60 cm 2 7/8"x23 3/4" Matt	30x120 cm 11 7/8"x47 1/4" Matt	30x60 cm 11 7/8"x23 3/4" Matt	33x120 cm 13"x47 1/4" Matt	33x60 cm 13"x23 3/4" Matt	33x33 cm 13"x13" Matt	1x120 cm 3/8"x47 1/4" Matt	1x1 cm 3/8"x3/8" Matt	7,2x30 cm 2 7/8"x11 1/4" Matt	33x120 H. 4 cm 13"x47 1/4" H.1 1/2" Grip	
Kaolin	A7DV	A7DQ	A7EQ	A7EL	A7IQ	A7IL	A7IX	A7MY	A7M5	A7D9	A7D2	A7I4
Ash	A7DW	A7DR	A7ER	A7EM	A7IR	A7IM	A7IY	A7MZ	A7M6	A7EA	A7D3	A7I5
Ecrú	A7DX	A7DS	A7ES	A7EN	A7IS	A7IN	A7IZ	A7MØ	A7M7	A7EB	A7D4	A7I6
Umber	A7DY	A7DT	A7ET	A7EO	A7IT	A7IO	A7IØ	A7M1	A7M8	A7EC	A7D5	A7I7
Coal	A7DZ	A7DU	A7EU	A7EP	A7IU	A7IP	A7I1	A7M2	A7M9	A7ED	A7D6	A7I8
Cobalt	A7DØ	-	A7EV	-	A7IV	-	A7I2	A7M3	A7NA	A7EE	A7D7	-
Coral	A7D1	-	A7EW	-	A7IW	-	A7I3	A7M4	A7NB	A7EF	A7D8	-

* These parts are supplied to order - I pezzi sono disponibili su ordinazione - Les pièces sont disponibles sur commande - Die Teile sind auf Bestellung lieferbar - Las piezas se hacen por encargo - Изготавливаются на заказ



© Ceramiche Atlas Concorde

INDEX



PRODUCT
FINDER



SURFACE
RANGE



COMPANY



COLLECTIONS



- 3D WALL
- CONCRETE & RESIN LOOK
- METAL LOOK
- MARBLE LOOK
- STONE LOOK
- WOOD LOOK

LARGE SIZES




TECHNICAL
SPECIFICATIONS



Boost Natural Wall Tiles

MATTE SURFACE




± 8,5 mm

50x120 cm - 19⁵/₈"x47¹/₄"

A64P Boost Natural Kaolin

A64Q Boost Natural Ash

A64R Boost Natural Ecrú



± 8,5 mm 3D WALL

50x120 cm - 19⁵/₈"x47¹/₄"

A64S Boost Natural 3D Brushed Kaolin

A64T Boost Natural 3D Brushed Ash

A64U Boost Natural 3D Brushed Ecrú

A64V Boost Natural 3D Texture Kaolin

A64W Boost Natural 3D Texture Ash

A64X Boost Natural 3D Texture Ecrú

A64Y Boost Natural 3D Wave Kaolin

A64Z Boost Natural 3D Wave Ash

A64Ø Boost Natural 3D Wave Ecrú

TRIM TILES



1,4x50 cm - 5⁵/₈"x19⁵/₈"

A641 Boost Natural Kaolin Corner 50 *

A642 Boost Natural Ash Corner 50 *

A643 Boost Natural Ecrú Corner 50 *



1,4x1,4 cm - 5⁵/₈"x5⁵/₈"

A644 Boost Natural Kaolin Corner A.E. *

A645 Boost Natural Ash Corner A.E. *

A646 Boost Natural Ecrú Corner A.E. *

3D TRIM TILES



1,4x50 cm - 5⁵/₈"x19⁵/₈"

A7BN Boost Natural 3D Texture Kaolin Corner 50 *

A7BO Boost Natural 3D Texture Ash Corner 50 *

A7BP Boost Natural 3D Texture Ecrú Corner 50 *

A7BQ Boost Natural 3D Brushed Kaolin Corner 50 *

A7BR Boost Natural 3D Brushed Ash Corner 50 *


A7BS Boost Natural 3D Brushed Ecrú Corner 50 *

* These parts are supplied to order - I pezzi sono disponibili su ordinazione
Les pièces sont disponibles sur commande - Die Teile sind auf Bestellung lieferbar
Las piezas se hacen por encargo - Иготовляются на заказ


Matte surface - Superficie matt - Surface Mat
Matte Oberfläche - Superficie Mate - Матовая поверхность



KAOLIN



3D BRUSHED KAOLIN



3D WAVE KAOLIN




3D TEXTURE KAOLIN



ASH



3D BRUSHED ASH



3D WAVE ASH




3D TEXTURE ASH




ECRÚ



3D BRUSHED ECRÚ



3D WAVE ECRÚ



3D TEXTURE ECRÚ

DECOR RANGE



A7JJ Boost Natural Kaolin
Mosaico Piano ▲
50x40,5 - 19⁵/₈"x16"



A7JK Boost Natural Ash
Mosaico Piano ▲
50x40,5 - 19⁵/₈"x16"



A7JL Boost Natural Ecrú
Mosaico Piano ▲
50x40,5 - 19⁵/₈"x16"




A7JM Boost Natural Kaolin
Mosaico Piano Mix ▲
50x40,5 - 19⁵/₈"x16"



A7JN Boost Natural Ash
Mosaico Piano Mix ▲
50x40,5 - 19⁵/₈"x16"



A7JO Boost Natural Ecrú
Mosaico Piano Mix ▲
50x40,5 - 19⁵/₈"x16"



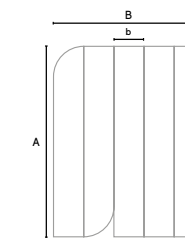
A7JP Boost Natural Kaolin
Mosaico Trace Mix
30x29,2 - 11¹/₄"x11¹/₂"



A7JQ Boost Natural Ash
Mosaico Trace Mix
30x29,2 - 11¹/₄"x11¹/₂"



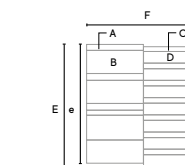
A7JR Boost Natural Ecrú
Mosaico Trace Mix
30x29,2 - 11¹/₄"x11¹/₂"



A 50 cm - 19⁵/₈"

b 7,95 cm - 3¹/₈"

B 40,4 cm - 15⁷/₈"



A 14,5x1,3 cm - 5⁷/₈"x1¹/₂"

B 14,5x5,9 cm - 5⁷/₈"x2³/₄"

C 14,5x1 cm - 5⁷/₈"x1¹/₈"

D 14,5x3 cm - 5⁷/₈"x1¹/₈"

E 30,7 cm - 12¹/₈"

e 30 cm - 11⁷/₈"

F 29,1 cm - 11¹/₂"

▲ For the best performance of the mosaic we recommend the use of epoxy mortars (class RG - EN 13888/ISO 13007) or decorative resins-cement, following the manufacturer's instructions. - Al fine di ottenere una resa ottimale del mosaico, è consigliato l'utilizzo di malte epossidiche (classe RG - EN 13888/ISO 13007) o di resine cementizie attenendosi alle indicazioni di utilizzo fornite dal produttore. - Afin d'obtenir un rendu optimal de la mosaïque, nous vous conseillons d'utiliser des mortiers époxy (classe RG - EN 13888/ISO 13007) ou des résines à base de ciment, en suivant les indications d'utilisation fournies par le fabricant. - Um das Mosaik optimal zur Geltung zu bringen, empfehlen wir die Verwendung von Epoxidharzfugenmörtel (Klasse RG - EN 13888/ISO 13007) oder von vergüteten Fugenmörteln unter Beachtung der vom Hersteller angegebenen Verwendungshinweise. - Para obtener un rendimiento óptimo del mosaico, se aconseja utilizar mortero epoxi (clase RG - EN 13888/ISO 13007) o resinas de cemento siguiendo las indicaciones entregadas por el fabricante. - Для наилучшего эстетического результата при укладке мозаики рекомендуется использовать эпоксидные растворы (класс RG - EN 13888/ISO 13007) или полимерцемент, соблюдая инструкции производителя.

INDEX



PRODUCT
FINDER



SURFACE
RANGE



COMPANY



COLLECTIONS



3D WALL

CONCRETE & RESIN LOOK

METAL LOOK

MARBLE LOOK

STONE LOOK

WOOD LOOK

LARGE SIZES



TECHNICAL
SPECIFICATIONS

