

CAPRI

EVOLUTION
EXTRUDED PORCELAIN TILE

PAV. DE INTERIOR
INDOOR FLOOR TILE

REVESTIMIENTO
WALL TILE

SUPERFICIE BRILLO
SURFACE BRIGHTNESS



SIN MANTENIMIENTO
NO MAINTENANCE

RES. A ÁCIDOS Y BASES
RES. TO ACIDS AND BASES

RES. A LA HELADA
FROST PROOF

DESTONIFICADO ARMONIOSO
CONTROLLED DESTONIFICATION

FORMATOS:
6,5 x 25 - 2,5" x 10"
TRAB. ENM. 25 x 50 - 10" x 20"
18 x 20,5 - 7" x 8"



COLORES · COLORS



CAPRI NEVE
6,5 x 25 (G 56) 2,5" x 10"
TRAB. ENM. 25 x 50 (G 60) 10" x 20"



CAPRI FUMO
6,5 x 25 (G 56) 2,5" x 10"
TRAB. ENM. 25 x 50 (G 60) 10" x 20"



CAPRI TERRA
6,5 x 25 (G 56) 2,5" x 10"
TRAB. ENM. 25 x 50 (G 60) 10" x 20"



CAPRI OLIVA
6,5 x 25 (G 56) 2,5" x 10"
TRAB. ENM. 25 x 50 (G 60) 10" x 20"



CAPRI INDIGO
6,5 x 25 (G 56) 2,5" x 10"
TRAB. ENM. 25 x 50 (G 60) 10" x 20"



CAPRI NERO
6,5 x 25 (G 56) 2,5" x 10"
TRAB. ENM. 25 x 50 (G 60) 10" x 20"




CAPRI NEVE HEX.
18 x 20,5 (G 39) 7" x 8"




CAPRI FUMO HEX.
18 x 20,5 (G 39) 7" x 8"




CAPRI TERRA HEX.
18 x 20,5 (G 39) 7" x 8"



CAPRI OLIVA HEX.
18 x 20,5 (G 39) 7" x 8"



CAPRI INDIGO HEX.
18 x 20,5 (G 39) 7" x 8"



CAPRI NERO HEX.
18 x 20,5 (G 39) 7" x 8"

PACKING BASES

FORMATO	PULGADAS	PZ/CAJA	M ²	CAJA/PLT	PESO/CAJA	PESO/PLT
6,5 x 25	2,5" x 10"	27	0,439	176	9	1.423
TRAB. 25 x 50	10" x 20"	6	0,75	40	14,2	583
HEX. 18 x 20,5	7" x 8"	36	1	48	21	1.008