

PRESSURE

20x59,2 cm



Pressure grey - moss carré 20x59,2 cm_Pressure rhombus moldura 3x59,2 cm



wall: pressure grey_grey carré 20x59,2 cm_rhombus moldura floor: Pressure grey natural 59,2x59,2 cm

PRESSURE

20x59,2 cm - 7.9"x23.3"



Pressure Ivory
20 x 59,2 cm C-490



Pressure Grey
20 x 59,2 cm C-490



Pressure Ivory Carré
20 x 59,2 cm C-515



Pressure Grey Carré
20 x 59,2 cm C-515



Pressure Sand
20 x 59,2 cm C-490



Pressure Moss
20 x 59,2 cm C-490



Pressure Sand Carré
20 x 59,2 cm C-515



Pressure Moss Carré
20 x 59,2 cm C-515



Pressure Rhombus Moldura*
3 x 59,2 cm C-290



Pressure Moldura*
3 x 59,2 cm C-250



modern wall | 25

pressure grey_grey carré 20x59,2 cm_rhombus moldura

Series	Format&Thickness	Unit	Boxes/Pallet	m²/Pallet	m²/Box	Pieces/Box	Kg/Pallet	Kg/Box
Pressure	20x59'2	m2	64	68,48	1,070	9	1269,17	19,61
Pressure Carre	20x59'2	m2	64	68,48	1,070	9	1269,17	19,61
Pressure Moldura	3x59'2	pz	48	15,31	0,319	18	323,024	6,44
Pressure Natural	59'2x59'2	m2	24	33,648	1,402	4	750,968	30,71
Pressure Natural	31'6x59'2	m2	32	47,904	1,497	8	980,016	30,19

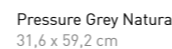


*Natural Stone: Due to hand-manufactured process the caliber, tonality and texture of these borders could vary from one to other. Clean only using neutral PH products.
*Piedra Natural: Este material se fabrica artesanalmente, por lo que pueden existir variaciones en las vetas, calibre o tono. Usar para la limpieza unicamente productos con PH neutro.

Matching floor tiles / Pavimento coordinado



Pressure Grey Natural
59,2 x 59,2 cm G-3138

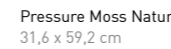


Pressure Grey Natural
31,6 x 59,2 cm G-3114

Pressure Grey Non-Slip
31,6 x 59,2 cm R10 - Clase 3 G-3138



Pressure Moss Natural
59,2 x 59,2 cm G-3138

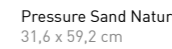


Pressure Moss Natural
31,6 x 59,2 cm G-3114

Pressure Moss Non-Slip
31,6 x 59,2 cm R10 - Clase 3 G-3138



Pressure Sand Natural
59,2 x 59,2 cm G-3138



Pressure Sand Natural
31,6 x 59,2 cm G-3114

Pressure Sand Non-Slip
31,6 x 59,2 cm R10 - Clase 3 G-3138