



RIGHT WALL: Delight **CL 02** 1200x2780 / 48"x110" SP RECT  
REAR WALL and BENCH: Delight **CL 02** 600x1200 / 24"x48" SP RECT  
FLOOR: **CL 02** Patchy 400x347 / 15¾"x13⅝" SP

# CLAY

**For architecture and design, resin and concrete are an excellent planning and style resource, ideal for creating striking effects**

Clay features the coated effect typical of resin, with a slightly shiny effect on a matt surface, in a palette of dense colours, suitable for bringing a touch of character to any setting.



WALL: Grace **CL 10** 400x800 / 15¾"x31½" SP RECT  
FLOOR: JURUPA Master **JP 03** 200x1200 / 8"x48" NAT RECT

COLORI

Colours | Farben | Couleurs | Colores | Цветов | 种颜色




WALL: Glee **CL 09** 400x800 / 15¾"x31½" SP RECT  
FLOOR: Calm **CL 01** 800x800 / 31½"x31½" SP RECT




Calm  
**CL 01**




Delight  
**CL 02**




Awake  
**CL 03**



Fancy  
**CL 04**



Verve  
**CL 05**



Shy  
**CL 06**




Trust  
**CL 07**



Karma  
**CL 08**



Glee  
**CL 09**



Grace  
**CL 10**



WALL: Calm **CL 01** 1200x2780 / 48"x110" SP RECT  
FLOOR: Calm **CL 01** 1200x1200 / 48"x48" SP RECT



WALL: Verve **CL 05** 1200x2780 / 48"x110" SP RECT  
FLOOR: JURUPA Camp **JP 04** 200x1200 / 8"x48" NAT RECT



INDOOR FLOOR: Awake **CL 03** 600x1200 / 24"x48" SP RECT  
OUTDOOR FLOOR: Awake **CL 03** 800x800 / 31½"x31½" ST RECT EVO\_2/E" 20 mm

**COLORI**

Colours | Farben | Couleurs | Colores | Цветов | 种颜色

**CALM CL 01**



Formati Nominali Nominal Sizes	Superficie Finish	Spessore mm Thickness mm
450x450 / 18"x18"	SP NOT RECT	9
200x800 / 8"x31½"	SP RECT	9
400x800 / 15¾"x31½"	NAT / SP RECT	9
800x800 / 31½"x31½"	NAT / SP RECT	9
300x600 / 12"x24"	NAT RECT	9
600x600 / 24"x24"	NAT RECT	9
600x1200 / 24"x48"	NAT / SP RECT	9
1200x1200 / 48"x48"	SP RECT	9
1600x1600 / 63"x63"	SP RECT	6
1200x2780 / 48"x110"	SP RECT	6

Stucchi consigliati Recommended grouts		
KERAKOLL	20	
MAPEI	111 Grigio Argento	
LATICRETE	44 Bright White	

**FANCY CL 04**



Formati Nominali Nominal Sizes	Superficie Finish	Spessore mm Thickness mm
200x800 / 8"x31½"	SP RECT	9
400x800 / 15¾"x31½"	NAT / SP RECT	9
800x800 / 31½"x31½"	NAT / SP RECT	9
300x600 / 12"x24"	NAT RECT	9
600x600 / 24"x24"	NAT RECT	9
600x1200 / 24"x48"	NAT / SP RECT	9
1200x1200 / 48"x48"	SP RECT	9
1600x1600 / 63"x63"	SP RECT	6
1200x2780 / 48"x110"	SP RECT	6
800x800 / 31½"x31½"	ST RECT	20

Stucchi consigliati Recommended grouts		
KERAKOLL	09	
MAPEI	112 Grigio Medio	
LATICRETE	78 Sterling Silver	

**DELIGHT CL 02**




Formati Nominali Nominal Sizes	Superficie Finish	Spessore mm Thickness mm
450x450 / 18"x18"	SP NOT RECT	9
200x800 / 8"x31½"	SP RECT	9
400x800 / 15¾"x31½"	NAT / SP RECT	9
800x800 / 31½"x31½"	NAT / SP RECT	9
300x600 / 12"x24"	NAT RECT	9
600x600 / 24"x24"	NAT RECT	9
600x1200 / 24"x48"	NAT / SP RECT	9
1200x1200 / 48"x48"	SP RECT	9
1600x1600 / 63"x63"	SP RECT	6
1200x2780 / 48"x110"	SP RECT	6
800x800 / 31½"x31½"	ST RECT	20

Stucchi consigliati Recommended grouts		
KERAKOLL	06	
MAPEI	110 Manhattan	
LATICRETE	88 Silver Shadow	

**VERVE CL 05**



Formati Nominali Nominal Sizes	Superficie Finish	Spessore mm Thickness mm
200x800 / 8"x31½"	SP RECT	9
400x800 / 15¾"x31½"	NAT / SP RECT	9
800x800 / 31½"x31½"	NAT / SP RECT	9
300x600 / 12"x24"	NAT RECT	9
600x600 / 24"x24"	NAT RECT	9
600x1200 / 24"x48"	NAT / SP RECT	9
1200x1200 / 48"x48"	SP RECT	9
1200x2780 / 48"x110"	SP RECT	6

Stucchi consigliati Recommended grouts		
KERAKOLL	11	
MAPEI	114 Antracite	
LATICRETE	45 Raven	

**AWAKE CL 03**



Formati Nominali Nominal Sizes	Superficie Finish	Spessore mm Thickness mm
200x800 / 8"x31½"	SP RECT	9
400x800 / 15¾"x31½"	NAT / SP RECT	9
800x800 / 31½"x31½"	NAT / SP RECT	9
300x600 / 12"x24"	NAT RECT	9
600x600 / 24"x24"	NAT RECT	9
600x1200 / 24"x48"	NAT / SP RECT	9
1200x1200 / 48"x48"	SP RECT	9
1600x1600 / 63"x63"	SP RECT	6
1200x2780 / 48"x110"	SP RECT	6
800x800 / 31½"x31½"	ST RECT	20

Stucchi consigliati Recommended grouts		
KERAKOLL	08	
MAPEI	112 Grigio Medio	
LATICRETE	78 Sterling Silver	

**SHY CL 06**



Formati Nominali Nominal Sizes	Superficie Finish	Spessore mm Thickness mm
450x450 / 18"x18"	SP NOT RECT	9
200x800 / 8"x31½"	SP RECT	9
400x800 / 15¾"x31½"	NAT / SP RECT	9
800x800 / 31½"x31½"	NAT / SP RECT	9
300x600 / 12"x24"	NAT RECT	9
600x600 / 24"x24"	NAT RECT	9
600x1200 / 24"x48"	NAT / SP RECT	9
1200x1200 / 48"x48"	SP RECT	9
1200x2780 / 48"x110"	SP RECT	6


  

Stucchi consigliati Recommended grouts		
KERAKOLL	21	
MAPEI	137 Caraibi	
LATICRETE	90 Light Pewter	

**COLORI**

Colours | Farben | Couleurs | Colores | Цветов | 种颜色

**TRUST CL 07**



Formati Nominali Nominal Sizes		Superficie Finish	Spessore mm Thickness mm
200x800 / 8"x31½"		SP RECT	9
400x800 / 15¾"x31½"		NAT / SP RECT	9
800x800 / 31½"x31½"		NAT / SP RECT	9
300x600 / 12"x24"		NAT RECT	9
600x600 / 24"x24"		NAT RECT	9
600x1200 / 24"x48"		NAT / SP RECT	9
1200x1200 / 48"x48"		SP RECT	9
1200x2780 / 48"x110"		SP RECT	6
800x800 / 31½"x31½"		ST RECT	20

Stucchi consigliati Recommended grouts		
KERAKOLL	45	
MAPEI	112 Grigio Medio	
LATICRETE	24 Natural Grey	

**KARMA CL 08**




Formati Nominali Nominal Sizes		Superficie Finish	Spessore mm Thickness mm
200x800 / 8"x31½"		SP RECT	9
400x800 / 15¾"x31½"		SP RECT	9
600x1200 / 24"x48"		SP RECT	9
1200x2780 / 48"x110"		SP RECT	6

Stucchi consigliati Recommended grouts		
KERAKOLL	16	
MAPEI	174 Tornado	
LATICRETE	53 Twilight Blue	

**GLEE CL 09**




Formati Nominali Nominal Sizes		Superficie Finish	Spessore mm Thickness mm
200x800 / 8"x31½"		SP RECT	9
400x800 / 15¾"x31½"		SP RECT	9
600x1200 / 24"x48"		SP RECT	9

Stucchi consigliati Recommended grouts		
KERAKOLL	07	
MAPEI	113 Grigio Cemento	
LATICRETE	78 Sterling Silver	

**GRACE CL 10**



Formati Nominali Nominal Sizes		Superficie Finish	Spessore mm Thickness mm
200x800 / 8"x31½"		SP RECT	9
400x800 / 15¾"x31½"		SP RECT	9
600x1200 / 24"x48"		SP RECT	9

Stucchi consigliati Recommended grouts		
KERAKOLL	40	
MAPEI	114 Antracite	
LATICRETE	45 Raven	

RIASSUNTIVO FORMATI ED IMBALLI

Summary of sizes and packaging | Übersicht über Formate und Verpackungen | Récapitulatif formats et emballages  
Sinóptico de formatos y embalajes | Краткая информация о форматах и упаковках | 规格和包装概述

		± 9 mm										
Formati Nominali Nominal Sizes		450x450 18"x18"	200x800 8"x31½"	400x800 15¾"x31½"	800x800 31½"x31½"	300x600 12"x24"	600x600 24"x24"	600x1200 24"x48"	1200x1200 48"x48"			
Tutti i formati sono rettificati, eccetto il formato 450x450.   All sizes except 450x450 are rectified.												
Superficie Finish		SP	SP	SP	NAT	SP	NAT	NAT	NAT	SP	NAT	SP
CALM CL 01	V2	■	■	■	■	■	■	■	■	■	■	■
DELIGHT CL 02	V2	■	■	■	■	■	■	■	■	■	■	■
AWAKE CL 03	V2	-	■	■	■	■	■	■	■	■	■	■
FANCY CL 04	V2	-	■	■	■	■	■	■	■	■	■	■
VERVE CL 05	V2	-	■	■	■	■	■	■	■	■	■	■
SHY CL 06	V2	■	■	■	■	■	■	■	■	■	■	■
TRUST CL 07	V2	-	■	■	■	■	■	■	■	■	■	■
KARMA CL 08	V2	-	■	■	-	-	-	■	■	-	-	■
GLEE CL 09	V2	-	■	■	-	-	-	■	■	-	-	■
GRACE CL 10	V2	-	■	■	-	-	-	■	■	-	-	■
<b>Peso lordo per scatola</b> Gross weight per box		23,25	41,00	25,90	25,90	24,73	24,73	25,58	22,13	32,29	32,29	61,56
<b>Pezzi per scatola</b> Pieces for box		6	6	4	4	2	2	7	3	2	2	2
<b>mq. scatola</b> sqm. box		1,215	0,96	1,28	1,28	1,28	1,28	1,26	1,08	1,44	1,44	2,88
<b>Scatole / Full pallet</b> boxes / Full pallet		33	36	42	42	48	48	40	40	35	35	16
<b>mq. pallet</b> sqm. pallet		40,09	34,56	53,76	53,76	53,76	53,76	50,40	43,20	50,40	50,40	46,08

TUTTI I FORMATI IN 9 MM NAT SONO REALIZZATI CON LA TECNOLOGIA PERFORMA.  
All 9 mm NAT sizes are produced with PERFORMA technology.

		± 6 mm		GO 2.0 ± 20 mm		
Formati Nominali Nominal Sizes		1200x2780 48"x110"	1600x1600 63"x63"	800x800 31½"x31½"		
Tutti i formati sono rettificati.   All sizes are rectified.						
Superficie Finish		SP	SP	ST		
CALM CL 01	V2	■	■	-		
DELIGHT CL 02	V2	■	■	■		
AWAKE CL 03	V2	■	■	■		
FANCY CL 04	V2	■	■	■		
VERVE CL 05	V2	■	-	-		
SHY CL 06	V2	■	-	-		
TRUST CL 07	V2	■	-	■		
KARMA CL 08	V2	■	-	-		
GLEE CL 09	V2	-	-	-		
GRACE CL 10	V2	-	-	-		
<b>Peso lordo per scatola</b> Gross weight per box				29,70		
<b>Pezzi per scatola</b> Pieces for box				1		
<b>mq. scatola</b> sqm. box		Please refer to page 482	Please refer to page 482	0,64		
<b>Scatole / Full pallet</b> boxes / Full pallet				42		
<b>mq. pallet</b> sqm. pallet				29,70		

Per tutti i grandi formati è possibile prevedere, su richiesta, e con un lotto minimo l'applicazione di una stuoia in fibra di vetro.  
For big sizes, a fibreglass mat can be applied on request, with a minimum production batch.

DESTINAZIONI D'USO

Applications | Anwendungsbereich | Destination d'emploi | Uso previsto | Назначение | 用途

	Ambienti commerciali interni ad alto traffico Indoor commercial settings with heavy foot traffic	Ambienti commerciali interni a traffico leggero Indoor commercial settings with light foot traffic	Ambienti residenziali Residential settings	Rivestimenti ambienti interni Indoor wall coverings	Pavimenti ambienti esterni Outdoor floor settings	Piani di lavoro Countertops
<b>Superficie</b> Finish						
<b>NAT RIO A+B</b>	■	■	■	■	-	-
<b>SP</b>	-	■	■	■	-	-
<b>ST 20 mm</b>	-	-	-	-	■	-

ACCORGIMENTI SPECIFICI PER L'APPLICAZIONE DELLE GRANDI LASTRE IN 6 MM DI SPESSORE: p. 479 | Precautions for 6mm big slabs applications: page 479 | spezifische Anweisungen zur Nutzung der Grossformate in 6mm: seite 479 | Precauciones específicas para la aplicación de las grandes placas en 6 mm de espesor: page 479 | Precautions spécifiques pour la pose des grandes plaques en 6mm d'épaisseur: página 479 | специальные предосторожности для укладки больших плит толщиной 6 мм : страница 479

PEZZI SPECIALI

Special pieces | Sonderstücke | Pièces spéciales | Piezas especiales | специальные изделия | 特殊件

	Battiscopa* 72x600 27/8"x24"	72x800 27/8"x31½"	Gradino A* 300x600 12"x24"	Gradino A* 330x800 13½"x31½"	Gradino A* 330x1200 13½"x48"	Gradino G* 300x600 12"x24"	Gradino G* 330x800 13½"x31½"
<b>Pezzi speciali</b> Special pieces							
<b>Superficie</b> Finish	SP	SP	NAT	SP	NAT	SP	NAT
CALM CL 01	■	■	■	■	■	■	■
DELIGHT CL 02	■	■	■	■	■	■	■
AWAKE CL 03	■	■	■	■	■	■	■
FANCY CL 04	■	■	■	■	■	■	■
VERVE CL 05	■	■	■	■	■	■	■
SHY CL 06	■	■	■	■	■	■	■
TRUST CL 07	■	■	■	■	■	■	■
KARMA CL 08	■	■	-	■	-	■	-
GLEE CL 09	■	■	-	■	-	■	-
GRACE CL 10	■	■	-	■	-	■	-
<b>Pezzi per scatola</b> Pieces for box	10	10	7	7	7	4	4

\* Finitura a becco di civetta | One-round edge shaping | Ausführung mit Eckabrundung | Façonnage à bord rond | Acabado canto romo | Плитка с завалом | 鹰嘴边缘处理

	Gradino B ang. 330x330 13½"x13½"	Gradino B 330x600 13½"x24"	Gradino B 330x800 13½"x31½"	Gradino B 330x1200 13½"x48"
<b>Pezzi speciali</b> Special pieces				
<b>Superficie</b> Finish	SP	NAT	SP	NAT
CALM CL 01	■	■	■	■
DELIGHT CL 02	■	■	■	■
AWAKE CL 03	■	■	■	■
FANCY CL 04	■	■	■	■
VERVE CL 05	■	■	■	■
SHY CL 06	■	■	■	■
TRUST CL 07	■	■	■	■
KARMA CL 08	■	-	■	-
GLEE CL 09	■	-	■	-
GRACE CL 10	■	-	■	-
<b>Pezzi per scatola</b> Pieces for box	4	4	4	4

NAT: Naturale | Natural | Natur/unpoliert | Naturelle | Natural | Натуральный | 天然


ST: Strutturata | Structured | Strukturiert | Structuré | Estructurado | Структурированный | 结构

SP: Spazzolata


DECORI

Decors | Dekore | Decors | Decoros | Декоры | 装饰砖

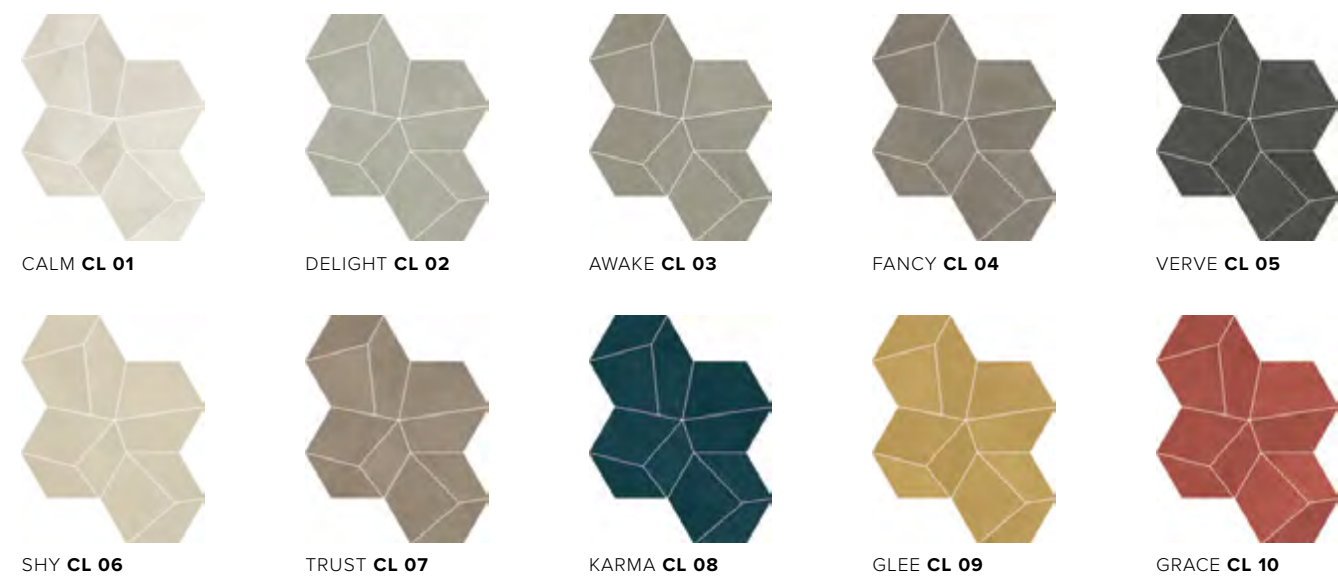
**Mosaico 36T SP**  
300x300 / 12"x12"  
Tessere 48x48 / 2"x2"



**Tribend SP**  
300x300 / 12"x12"  
Tessere 14x95 / 5/8"x3 3/8"




**Patchy SP**  
400x347 / 15 3/4"x13 3/8"



DECORI

Decors | Dekore | Decors | Decoros | Декоры | 装饰砖

**Nest SP**  
210x420 / 8 1/2"x17"



**Curtain SP**  
400x400 / 15 3/4"x15 3/4"



**MOSAICO 36T, TRIBEND, PATCHY, NEST, CURTAIN:**  
Decoro su rete | Mesh-backed decoration | Dekor auf netz | Décor sur filet | Decoración en red | Декор в сетку | 网板背帖装饰件



DECORI


Decors | Dekore | Decors | Decoros | Декоры | 装饰砖

DRAPERY ST 20mm



CL 04 3 grafiche - 3 graphics

800x800x20 / 31½"x31½"x¾"



CL 04 3 grafiche - 3 graphics


800x693x20 / 31½"x27"x¾"

MOJO ST 20mm



CL 03 3 grafiche - 3 graphics

800x800x20 / 31½"x31½"x¾"



CL 03 3 grafiche - 3 graphics

800x693x20 / 31½"x27"x¾"

DRAPERY E MOJO: grafiche miscelate in modo casuale.  
DRAPERY AND MOJO: graphics mixed randomly.

ST: Strutturata | Structured | Strukturiert | Structuré | Estructurado | Труктурированный | 结构



Pezzi per scatola  
Pieces for box

<b>Mosaico 36T</b>	6
<b>Tribend</b>	6
<b>Patchy</b>	6
<b>Nest</b>	3sx + 3dx
<b>Curtain</b>	6
<b>Drapery</b>	1
<b>Mojo</b>	1

CARATTERISTICHE TECNICHE

Technical specifications | Technische Eigenschaften | Caractéristiques techniques | Características técnicas | Технические характеристики | 技术特征

STANDARD EN 14411 - G

	<b>CARATTERISTICHE TECNICHE</b> TECHNICAL DATA TECHNISCHE DATEN CARACTERISTIQUES TECHNIQUES CARACTERÍSTICAS TÉCNICAS ТЕХНИЧЕСКИЕ ХАРАКТЕРИСТИКИ 技术特征	<b>NORMA</b> STANDARD NORM NORME NORMA НОРМА 标准	<b>VALORI PRESCRITTI DALLE NORME EN 14411 - G</b> INTERNATIONAL STANDARDS EN 14411 - G INTERNATIONALE NORMWERTE EN 14411 - G VALEURS PREVUES PAR LES NORMES EN 14411 - G VALORES PREVISTOS POR LAS NORMAS EN 14411 - G ПРЕДУСМОТРЕННЫЕ СТАНДАРТОМ EN 14411-G EN 14411 - G标准规定值	<b>*VALORE MEDIO MIRAGE</b> MIRAGE AVERAGE VALUE MIRAGE MITTELWERT VALEURS MOYEN MIRAGE VALOR MEDIO MIRAGE СРЕДНЕЕ ЗНАЧЕНИЕ MIRAGE MIRAGE平均值
	<b>CARATTERISTICHE DIMENSIONALI</b> - SIZE CHARACTERISTICS - MASSEIGENSCHAFTEN DETERMINATION DES CARACTERISTIQUES DIMENSIONNELLES - CARACTERÍSTICAS DIMENSIONALES - РАЗМЕРНЫЕ ХАРАКТЕРИСТИКИ - 尺寸特征			
	<b>LATI</b> SIDES - SEITEN COTES - CANTOS РАЗМЕРЫ СТОРОН - 侧边	EN ISO 10545-2	± 0,3% MAX (± 1,0 mm MAX)	CONFORME COMPLYING
	<b>SPESSORE</b> THICKNESS - DICKE ÉPAISSEUR - ESPESOR ТОЛЩИНА - 厚度	EN ISO 10545-2	± 5,0% MAX (± 0,5 mm MAX)	CONFORME COMPLYING
	<b>RETTILINEITÀ DEGLI SPIGOLI</b> STRAIGHTNESS OF SIDES - GERADLINIGKEIT DER KANTEN RECTITUDE DES ARETES - RECTITUD DE LOS CANTOS КОСОУГОЛЬНОСТЬ - 边角平直度	EN ISO 10545-2	± 0,3% MAX (± 0,8 mm MAX)	CONFORME COMPLYING
	<b>ORTOGONALITÀ</b> RECTANGULARITY - RECHTWINKLIGKEIT PERPENDICULARITÉ - ORTOGONALIDAD КРИВИЗНА СТОРОН - 直角度	EN ISO 10545-2	± 0,3% MAX (± 1,5 mm MAX)	CONFORME COMPLYING
	<b>PLANARITÀ</b> SURFACE FLATNESS - EBENFLÄCHIGKEIT PLANEITE DE SURFACE - PLANEIDAD КРИВИЗНА ЛИЦЕВОЙ ПОВЕРХНОСТИ - 平整度	EN ISO 10545-2	± 0,4% MAX (± 1,8 mm MAX)	CONFORME COMPLYING
	<b>ASSORBIMENTO D'ACQUA</b> WATER ABSORPTION - WASSERAUFNAHME ABSORPTION D'EAU - ABSORCIÓN DE AGUA ВОДОПОГЛОЩЕНИЕ - 吸水率	EN ISO 10545-3	≤ 0,5%	≤ 0,1%
	<b>RESISTENZA ALLA FLESSIONE</b> FLEXION RESISTANCE - BIEGEFESTIGKEIT RESISTANCE A LA FLEXION - RESISTENCIA A LA FLEXIÓN ПРЕДЕЛ ПРОЧНОСТИ ПРИ ИЗГИБЕ - 抗弯强度	EN ISO 10545-4	S ≥ 700 N (< 7,5 mm) S ≥ 1.300 N (> 7,5 mm) R ≥ 35 N/mm².	≧ 6 mm: S≥1100N R≥48 N/mm² ≧ 9 mm: S≥2.400N R≥48 N/mm² ≧ 20 mm: S≥12.500N R≥48 N/mm²
	<b>RESISTENZA ALL'URTO</b> IMPACT RESISTANCE - STOSSFESTIGKEIT RESISTANCE AUX CHOCS - RESISTENCIA A LOS GOLPES УДАРСТОЙКОСТЬ - 抗冲击强度	EN ISO 10545-5	VALORE DICHIARATO DECLARED VALUE	> 0,80
	<b>RESISTENZA ALL'ABRASIONE</b> ABRASION RESISTANCE - ABRIEBFESTIGKEIT RESISTANCE A L'ABRASION - RESISTENCIA A LA ABRASIÓN СТОЙКОСТЬ К ИСТИРАНИЮ - 耐磨强度	EN ISO 10545-6	≤ 175 mm³	< 150 mm³
	<b>COEFFICIENTE DI DILATAZIONE TERMICA LINEARE</b> COEFFICIENT OF LINEAR THERMAL-EXPANSION - LINEARER WÄRMEAUDEHNUNGSKOEFFIZIENT COEFFICIENT DE DILATATION THERMIQUE LINEAIRE - COEFICIENTE DE DILATACIÓN TÉRMICA LINEAL КОЭФФИЦИЕНТ ЛИНЕЙНОГО ТЕРМИЧЕСКОГО РАСШИРЕНИЯ - 线性热膨胀系数	EN ISO 10545-8	-	α=6,6x10 <sup>-6</sup> °C <sup>-1</sup>
	<b>RESISTENZA AGLI SBALZI TERMICI</b> RESISTANCE TO THERMAL SHOCKS - BESTÄNDIGKEIT GEGEN TEMPERATURSCHWANKUNGEN RESISTANCE AUX CHOCS THERMIQUES - RESISTENCIA A LOS CHOQUES TÉRMICOS СТОЙКОСТЬ К ПЕРЕПАДАМ ТЕМПЕРАТУРЫ - 耐热突变性	EN ISO 10545-9	TEST SUPERATO SECONDO EN ISO 10545-1 PASS ACCORDING EN ISO 10545-1	NESSUN DANNO NO DAMAGE
	<b>RESISTENZA AL GELO</b> FROST RESISTANCE - FROSTBESTÄNDIGKEIT RESISTANCE AU GEL - RESISTENCIA AL HIELO МОРОЗОСТОЙКОСТЬ - 耐冻性	EN ISO 10545-12	TEST SUPERATO SECONDO EN ISO 10545-1 PASS ACCORDING EN ISO 10545-1	NESSUN DANNO NO DAMAGE
	<b>RESISTENZA ALL'ATTACCO CHIMICO</b> RESISTANCE TO CHEMICALS - CHEMIKALIENBESTÄNDIGKEIT RESISTANCE A L'ATTAQUE CHIMIQUE - RESISTENCIA QUÍMICA ХИМИЧЕСКАЯ СТОЙКОСТЬ - 耐化学品作用	EN ISO 10545-13	B MIN.	A LA HA
	<b>RESISTENZA ALLE MACCHIE</b> RESISTANCE TO STAINS - FLECKENBESTÄNDIGKEIT RESISTANCE AUX TACHES - RESISTENCIA A LAS MANCHAS УСТОЙЧИВОСТЬ К ПЯТНООБРАЗОВАНИЮ - 防污性	EN ISO 10545-14	VALORE DICHIARATO DECLARED VALUE	5
	<b>CESSIONE DI PIOMBO E CADMIO</b> LEAD AND CADMIUM DISCHARGE - ABGABE VON BLEI UND CADMIUM PERTE DE PLOMB ET CADMIUM - CESIÓN DE PLOMO Y CADMIO ВЫДЕЛЕНИЕ СВИНЦА И КАДМИЯ - 铅和镉的排放	EN ISO 10545-15	VALORE DICHIARATO DECLARED VALUE	< AL LIMITE DI RILEVAMENTO < THAN INSTRUMENT LIMIT
				SP   NAT   ST 20mm
	<b>DM. 236/89 BCRA</b>		> 0,40	> 0,40   > 0,40   -
	<b>ASTM C1028</b>		Wet SCOF > 0,60	> 0,60   > 0,60   -
	<b>ANSI A137.1</b>		Wet DCOF > 0,42	> 0,42   > 0,42   -
	<b>AS 4586:2013</b>		-	-   -   -
	<b>DIN 51130</b>		-	R9   R10   R11
	<b>DIN 51097</b>		-	-   A+B   A+B+C
	<b>ENV 12633</b>		≥ CL1	CL1   CL2   -
	<b>UNI EN 13036 - 4:2011</b>		≥ 36	-   ≥ 36   -

Per i certificati specifici, contattare Mirage SpA - For specific certificates, please contact Mirage SpA - Für die speziellen Zertifikate wenden Sie sich bitte an Mirage SpA - Pour les certificats spécifiques, veuillez contacter Mirage SpA  
Para los certificados específicos, contactar Mirage SpA - Для сертификатов обращайтесь в компанию Mirage SpA - 关于具体的证书, 请联系Mirage Spa公司