

# RAGNO®

ARTFULLY REIMAGINED

CONCRETE LOOK

# CONKRETO™

COLORBODY™ PORCELAIN | TRUEDGE™ | REVEAL IMAGING®

# RAW concrete

Experience the raw design power of  
ConKreto™ with its industrial worn  
concrete aesthetic.

# INDUSTRIAL





WHITE



GREY





Create minimalistic  
spaces with the  
authentic visuals of  
cured concrete in  
monochromatic tones.

MINIMALISTIC





GREY AND CHARCOAL





WHITE





# CONKRETO™

COLORBODY™ PORCELAIN | TRUEDGE™ | REVEAL IMAGING®

## FLOOR TILE



CK10 White



CK11 Greige




CK12 Grey




CK13 Charcoal


## MOSAIC TILE



CK10 White



CK11 Greige



CK12 Grey



CK13 Charcoal

## USAGE

| Floors | Walls | Countertops |
|--------|-------|-------------|
| F      | W     | C           |



# CONKRETO™

COLORBODY™ PORCELAIN | TRUEDGE™ | REVEAL IMAGING®

## SIZES

|   |   |   | THICKNESS | SQ. FT./<br>CARTON | PIECES/<br>CARTON |
|---|---|---|-----------|--------------------|-------------------|
|   | 20 x 20<br>Floor Tile                       | (19-1/2" x 19-1/2")<br>(49.50 cm x 49.50 cm)          | 3/8"      | 18.48              | 7                 |
|   | 18 x 36<br>Floor Tile                       | (17-9/16" x 35-1/4")<br>(44.65 cm x 89.50 cm)         | 3/8"      | 12.90              | 3                 |
|   | 12 x 24<br>Floor Tile                       | (11-9/16" x 23-1/4")<br>(29.40 cm x 59.00 cm)         | 5/16"     | 16.83              | 9                 |
|  | 3" Triangle<br>Mosaic<br>(Mesh-<br>mounted) | (11-5/8" x 14-1/2" Sheet)<br>(29.53 x 36.83 cm Sheet) | 5/16"     | 5.95               | 5                 |

## APPLICATIONS

|   | TARGET<br>DCOF WET | SUITABLE |
|---|--------------------|----------|
| Dry & Level – Interior Floor  | N/A                | ●        |
| Wet & Level – Interior Floor  | ≥ 0.42             | ●        |
| Shower Floors (Residential or Light Commercial)   | ≥ 0.42             | ●*       |
| Exterior Floor Applications<br>(including pool decking & other wet areas with minimal footwear) | ≥ 0.60             |          |
| Ramps & Inclines  | ≥ 0.65             |          |
| Walls/Backsplashes  | N/A                | ●        |
| Countertops   | N/A                | ●        |
| Pool Linings  | N/A                | ●*       |

A DCOF value of ≥0.42 is the standard for tiles specified for level interior spaces expected to be walked upon when wet, as stated in ANSI A137.1-A326.3. For more information about DCOF and the DCOF AcuTest™, visit [ragnousa.com/DCOF](http://ragnousa.com/DCOF).

### APPLICATION NOTES:

Suitable for exterior applications in freezing and non-freezing climates, when proper installation methods are followed.

\*Mosaic tile only.



Floor Tile



Wall Tile



TruEdge™



Reveal Imaging®






Pre-Consumer  
Recycled Content



All or select items within this series meet the requirements for these qualifications. For more information visit [ragnousa.com](http://ragnousa.com).


## TRIM

| DESCRIPTION         | NUMBER   | SIZE   | SHAPE   |
|---------------------|----------|--------|---|
| Floor Bullnose      | P-43F9   | 3 x 24 |  |
| Cove Base           | P-36C9T  | 6 x 12 |  |
| Cove Base Outcorner | PC-36C9T | 1 x 6  |  |

Cove base trim is intended to coordinate with floor tile in the standard 90-degree installation position.

Cove base and cove corner trim are suitable for non-freezing climates only.

## INSTALLATION

| GROUT JOINT<br>RECOMMENDATION   | SHADE VARIATION   |
|---|---|
| <p><b>Floor:</b> 1/8" (3/16" when installing tile with a length 15" or greater in a staggered brick-joint pattern; overlap should not exceed 33%.)</p> <p><b>Mosaic:</b> 1/8"</p> |  High<br>Variation |

## PERFORMANCE CHARACTERISTICS

|                     | ASTM# | FLOOR & MOSAIC<br>RESULT |
|---------------------|-------|--------------------------|
| Water Absorption    | C373  | < 0.5%                   |
| Breaking Strength   | C648  | > 275 lbs                |
| Scratch Hardness    | MOHS  | 8.0                      |
| Chemical Resistance | C650  | Resistant                |
| Abrasion Resistance | C1027 | N/A                      |

For additional information on test results, visit us at: [ragnousa.com/information/TestResults](http://ragnousa.com/information/TestResults).

## NOTES

Since there are variations in all fired ceramic products, tile and trim supplied for your particular installation may not match these samples. Final color selection should be made from actual tiles and trim and not from tile samples or color reproductions. Manufactured in accordance with ANSI A137.1 standards.

Not for use on ramps. Water, oil, grease, improper drainage and certain footwear can create slippery conditions. Floor applications expected to be exposed to these conditions require extra caution in product selection.

For additional information refer to "Factors to Consider" at: [ragnousa.com/Factors](http://ragnousa.com/Factors).

Special consideration needs to be given when installing tiles greater than 15 inches. Please refer to [ragnousa.com/LargeTiles](http://ragnousa.com/LargeTiles) for more information.

Special care should be taken when grouting with dark pigmented colors. A grout release is recommended to prevent finely powdered pigments from lodging in the pores of the surface. Use of a latex modified thin-set is recommended for installation.



**PHOTOGRAPHY INDEX**

Cover  
ConKreto™ in Charcoal 18 x 36 and 3" triangle mosaic on wall

Page 3  
ConKreto™ in White 12 x 24 on floor

Page 4-5  
ConKreto™ in Grey 20 x 20 on wall  
and 18 x 36 on floor

Page 7  
ConKreto™ in Grey 18 x 36 on floor and  
Charcoal 18 x 36 and 3" triangle mosaic on wall

Page 8-9  
ConKreto™ in White 12 x 24 on floor

**RAGNO**

7834 C.F. Hawn Freeway  
Dallas, TX 75217 USA