

DASH

BY RAW COLOR



DASH NUDE/20X20 · DASH BROWN/20X20

DASH by RAW COLOR is all about proportions and colour combinations. With its grid-like pattern, random ever-changing rectangular compositions can be created that combine different shades and different lengths. These dynamic combinations have rhythm and movement, organized vertically or horizontally.

This porcelain tile collection, designed exclusively for Harmony by RAW COLOR Studio, comes in a 20x20cm format and choice of 6 different colours.

DASH by RAW COLOR habla sobre proporciones y combinaciones de colores. El patrón, basado en la cuadrícula permite crear composiciones aleatorias siempre cambiantes de formas rectangulares, que mezclan diferentes tonos en diferentes longitudes. Las combinaciones dinámicas crean ritmo y dirección y se pueden organizar vertical u horizontalmente.

Esta colección diseñada por el estudio RAW COLOR en exclusiva para Harmony se presenta en 6 tonalidades diferentes fabricadas en porcelánico formato 20x20 cm.



DASH GREY/20x20 · DASH GREEN/20x20




DASH BROWN/20X20





DASH WHITE/20X20



DASH GREEN/20X20







DASH BY RAW COLOR




26213 DASH WHITE/20X20 Q7 (20x20 cm) (7 7/8"x7 7/8")
4 patterns




26214 DASH NUDE/20X20 Q7 (20x20 cm) (7 7/8"x7 7/8")
4 patterns




26218 DASH BLUE/20X20 Q7 (20x20 cm) (7 7/8"x7 7/8")
4 patterns




26217 DASH GREEN/20X20 Q7 (20x20 cm) (7 7/8"x7 7/8")
4 patterns



26215 DASH GREY/20X20 Q7 (20x20 cm) (7 7/8"x7 7/8")
4 patterns



26216 DASH BROWN/20X20 Q7 (20x20 cm) (7 7/8"x7 7/8")
4 patterns



TECHNICAL CHARACTERISTICS

| CERAMIC | SHOWER WALL | SHOWER FLOOR | INDOOR | OUTDOOR | SHADE VARIATION | MATT | GLOSS | HANDMADE DECORS | CLEANING NON-ABRASIVE | MESH | FLOOR TRAFFIC | ANTISLIP | SELF UNIT | SELF m ² | PIECES m ² | PIECES sq ft | PIECES BOX | m ² BOX | sq ft BOX | WEIGHT BOX (kg) | WEIGHT BOX (lb) | BOXES PALLET | m ² PALLET | sq ft PALLET | CHIP SIZE | THICKNESS (mm) | THICKNESS (inch) |
|---------|-------------|--------------|--------|---------|-----------------|------|-------|-----------------|-----------------------|------|---------------|----------|-----------|---------------------|-----------------------|--------------|------------|--------------------|-----------|-----------------|-----------------|--------------|-----------------------|--------------|-----------|----------------|------------------|
| DASH | • | • | • | • | • | • | | | • | | • | R9 | C1 | • | 25 | 2.32 | 26 | 1.04 | 11.19 | 19.47 | 42.83 | 72 | 74.88 | 806 | | 8.5 | 0.33 |

PACKING