











2nd floor Design by sieger design

Description	inch	lbs	Qty.	Model-No.	USD	
					White	- 00
 Furniture washbasin  with overflow, cUPC listed, with tap platform, overflow clip Chrome included, fixings included						
47 1/4" ●	47 1/4" x 19 7/8"	80.5	8	049112 00 001	1,860	
47 1/4" ● ● ●	47 1/4" x 19 7/8"	80.5	8	049112 00 301	1,860	
47 1/4" ☒	47 1/4" x 19 7/8"	80.5	8	049112 00 601	1,860	
 Design Siphon * Chrome		3.3		005036 10 92	220	
Pedestal for # 049112, 049180	7 7/8" x 8 1/2"	38.4	30	086319 00 00	445	
 Siphon cover for # 049112, 049180	8 1/8" x 12 5/8"	18.6	32	085714 00 00	390	
Fixing for siphon cover		0.2		005503 00 00	40	
Infobox: * When using this siphon please observe outlet height from upper surface of finished floor to center of outlet in accordance with the technical specification sheet / For mounting ceramics larger than 47 1/4", 2 sets of washbasin fixations are required / Overview of furniture recommendation see page 543 / Washbasin is not ADA compliant in combination with pedestal, siphon cover or metal console						





 Washbasin ground  with overflow, cUPC listed, with tap platform, overflow clip Chrome included, fixings included						
47 1/4" ●	47 1/4" x 19 7/8"	80.5	8	049112 00 271	1,900	
47 1/4" ● ● ●	47 1/4" x 19 7/8"	80.5	8	049112 00 251	1,900	
Design Siphon * Chrome		3.3		005036 10 92	220	
Infobox: * When using this siphon please observe outlet height from upper surface of finished floor to center of outlet in accordance with the technical specification sheet / For mounting ceramics larger than 47 1/4", 2 sets of washbasin fixations are required / Overview of furniture recommendation see page 543 / Washbasin is not ADA compliant in combination with pedestal, siphon cover or metal console						



2nd floor Design by sieger design

Description	inch	lbs	Qty.	Model-No.	USD
					White - 00
 Furniture washbasin  with overflow, cUPC listed, with tap platform, overflow clip Chrome included, fixings included 47 1/4" ● ●	47 1/4" x 19 7/8"	80.5	8	049112 00 241	1,860
Design Siphon * Chrome		3.3		005036 10 92	220
Push-open waste *** Chrome	2"	0.8		005052 10 92	110
Pedestal for # 049112, 049180	7 7/8" x 8 1/2"	38.4	30	086319 00 00	445
Siphon cover for # 049112, 049180	8 1/8" x 12 5/8"	18.6	32	085714 00 00	390
Fixing for siphon cover		0.2		005503 00 00	40
Infobox: * When using this siphon please observe outlet height from upper surface of finished floor to center of outlet in accordance with the technical specification sheet / *** Required in combination with wall-mounted faucet, vanity unit and/ or consoles / For mounting ceramics larger than 47 1/4", 2 sets of washbasin fixations are required / In combination with pop-up basin waste or push-open valve, the flow capacity of max. 2 gallons per minute per faucet should not be exceeded / Overview of furniture recommendation see page 543 / Washbasin is not ADA compliant in combination with pedestal, siphon cover or metal console					
 Washbasin ground  with overflow, cUPC listed, with tap platform, overflow clip Chrome included, fixings included 47 1/4" ● ●	47 1/4" x 19 7/8"	80.5	8	049112 00 261	1,900
Design Siphon * Chrome		3.3		005036 10 92	220
Push-open waste *** Chrome	2"	0.8		005052 10 92	110
Infobox: * When using this siphon please observe outlet height from upper surface of finished floor to center of outlet in accordance with the technical specification sheet / *** Required in combination with wall-mounted faucet, vanity unit and/ or consoles / For mounting ceramics larger than 47 1/4", 2 sets of washbasin fixations are required / In combination with pop-up basin waste or push-open valve, the flow capacity of max. 2 gallons per minute per faucet should not be exceeded / Overview of furniture recommendation see page 543 / Washbasin is not ADA compliant in combination with pedestal, siphon cover or metal console					

2nd floor Design by sieger design



Description	inch	lbs	Qty.	Model-No.	USD
					White - 00
 Furniture washbasin 					
with overflow, cUPC listed, with tap platform, overflow clip Chrome included, fixings included					
31 1/2" ●	31 1/2" x 19 5/8"	48.5	10	049180 00 001	1,125
31 1/2" ● ● ●	31 1/2" x 19 5/8"	48.5	10	049180 00 301	1,125
31 1/2" ☒	31 1/2" x 19 5/8"	48.5	10	049180 00 601	1,125
Design Siphon *					
Chrome		3.3		005036 10 92	220
Space-saving siphon					
White				005073 00 92	105
Pedestal					
for # 049112, 049180	7 7/8" x 8 1/2"	38.4	30	086319 00 00	445
Siphon cover					
for # 049112, 049180	8 1/8" x 12 5/8"	18.6	32	085714 00 00	390
Fixing					
for siphon cover		0.2		005503 00 00	40



Infobox: * When using this siphon please observe outlet height from upper surface of finished floor to center of outlet in accordance with the technical specification sheet / For vanity units the space saving siphon is recommended / Overview of furniture recommendation see page 543 / Washbasin is not ADA compliant in combination with pedestal, siphon cover or metal console

 Washbasin ground 					
with overflow, with tap platform, overflow clip Chrome included, cUPC listed, fixings included					
31 1/2" ●	31 1/2" x 19 5/8"	48.5	10	049180 00 271	1,180
31 1/2" ● ● ●	31 1/2" x 19 5/8"	48.5	10	049180 00 251	1,180
31 1/2" ☒	31 1/2" x 19 5/8"	48.5	10	049180 00 281	1,180
Design Siphon *					
Chrome		3.3		005036 10 92	220



Infobox: * When using this siphon please observe outlet height from upper surface of finished floor to center of outlet in accordance with the technical specification sheet / Overview of furniture recommendation see page 543 / Washbasin is not ADA compliant in combination with pedestal, siphon cover or metal console

2nd floor Design by sieger design


Description	inch	lbs	Qty.	Model-No.	USD	
					White	- 00
 Washbasin  with overflow, cUPC listed, with tap platform, overflow clip Chrome included, fixings included	27 1/2" ●	27 1/2" x 18 1/8"	36.9	18	049170 00 001	960
	27 1/2" ● ● ●	27 1/2" x 18 1/8"	36.9	18	049170 00 301	960
	27 1/2" ☒	27 1/2" x 18 1/8"	36.9	18	049170 00 601	960
	Design Siphon *					
Chrome			3.3		005036 10 92	220
Pedestal						
for # 049170, 049160	6 3/4" x 8 1/2"	36.9	30		086318 00 00	400
Siphon cover						
for # 049170, 049160	7 1/8" x 12 3/8"	18.3	32		085716 00 00	370
Fixing						
for siphon cover			0.2		005503 00 00	40
Infobox: * When using this siphon please observe outlet height from upper surface of finished floor to center of outlet in accordance with the technical specification sheet / Overview of furniture recommendation see page 543 / Washbasin is not ADA compliant in combination with pedestal, siphon cover or metal console						

 Washbasin ground  with overflow, cUPC listed, with tap platform, overflow clip Chrome included, fixings included	27 1/2" ●	27 1/2" x 18 1/8"	36.9	18	049170 00 271	1,025
	27 1/2" ● ● ●	27 1/2" x 18 1/8"	36.9	18	049170 00 251	1,025
	27 1/2" ☒	27 1/2" x 18 1/8"	36.9	18	049170 00 281	1,025
	23 5/8" ●	23 5/8" x 16 7/8"	34.4	21	049160 00 271	710
	23 5/8" ● ● ●	23 5/8" x 16 7/8"	34.4	21	049160 00 251	710
	23 5/8" ☒	23 5/8" x 16 7/8"	34.4	21	049160 00 281	710
	Design Siphon *					
	Chrome			3.3		005036 10 92
Infobox: * When using this siphon please observe outlet height from upper surface of finished floor to center of outlet in accordance with the technical specification sheet / Overview of furniture recommendation see page 543 / Washbasin is not ADA compliant in combination with pedestal, siphon cover or metal console						

2nd floor Design by sieger design




Description	inch	lbs	Qty.	Model-No.	USD
					White - 00
 Furniture washbasin 					
with overflow, cUPC listed, with tap platform, overflow clip Chrome included, fixings included					
23 5/8" ●	23 5/8" x 16 7/8"	34.4	21	049160 00 001	670
23 5/8" ● ● ●	23 5/8" x 16 7/8"	34.4	21	049160 00 301	670
23 5/8" ☒	23 5/8" x 16 7/8"	34.4	21	049160 00 601	670
Design Siphon *					
Chrome		3.3		005036 10 92	220
Space-saving siphon					
White				005073 00 92	105
Pedestal					
for # 049170, 049160	6 3/4" x 8 1/2"	36.9	30	086318 00 00	400
Siphon cover					
for # 049170, 049160	7 1/8" x 12 3/8"	18.3	32	085716 00 00	370
Fixing					
for siphon cover		0.2		005503 00 00	40

Infobox: * When using this siphon please observe outlet height from upper surface of finished floor to center of outlet in accordance with the technical specification sheet / For vanity units the space saving siphon is recommended / Overview of furniture recommendation see page 543 / Washbasin is not ADA compliant in combination with pedestal, siphon cover or metal console








 Handrinse basin					
without overflow, cUPC listed, with tap platform, fixings included					
19 5/8" ●	19 5/8" x 15 3/4"	15.5	21	079050 00 001	445
Design Siphon *					
Chrome		3.3		005036 10 92	220
Siphon cover					
for # 079050	7 1/8" x 11 1/4"	13.9	32	085713 00 00	370
Fixing					
for siphon cover		0.2		005505 00 00	40
Slotted waste					
Chrome	2"	0.7		005024 10 92	110

Infobox: * When using this siphon please observe outlet height from upper surface of finished floor to center of outlet in accordance with the technical specification sheet / Slotted waste is required for installation







2nd floor Design by sieger design

Description	inch	lbs	Qty.	Model-No.	USD
					White - 00
 Furniture handrinse basin without overflow, with tap platform, cUPC listed, fixings included	15 3/4" ●	15 3/4" x 11 3/4"	15.5	33	079040 00 001 385
	15 3/4" ☒	15 3/4" x 11 3/4"	15.5	33	079040 00 701 385
Design Siphon *					
Chrome		3.3		005036 10 92	220
Slotted waste					
Chrome	2"	0.7		005024 10 92	110
Space-saving siphon					
White				005073 00 92	105
Infobox: * When using this siphon please observe outlet height from upper surface of finished floor to center of outlet in accordance with the technical specification sheet / For vanity units the space saving siphon is recommended / Overview of furniture recommendation see page 543 / Slotted waste is required for installation					
 Washbowl ♿ ground, cUPC listed, fixings included, without overflow, without tap platform	22 7/8" ☒	22 7/8" x 16 3/8"	28.8	24	031758 00 001 585
Design Siphon *					
Chrome		3.3		005036 10 92	220
Slotted waste					
Chrome	2"	0.7		005024 10 92	110
Infobox: * When using this siphon please observe outlet height from upper surface of finished floor to center of outlet in accordance with the technical specification sheet / Overview of furniture recommendation see page 543 / Slotted waste is required for installation					
 Vanity basin drop-in basin, cUPC listed, with overflow, with tap platform, back side glazed, overflow clip Chrome included	23 5/8" ●	23 5/8" x 16 7/8"	34.4	24	034760 00 001 680
	23 5/8" ●●●	23 5/8" x 16 7/8"	34.4	24	034760 00 301 680
Design Siphon *					
Chrome		3.3		005036 10 92	220
Infobox: * When using this siphon please observe outlet height from upper surface of finished floor to center of outlet in accordance with the technical specification sheet / Overview of furniture recommendation see page 543					

2nd floor Design by sieger design

Description	inch	lbs	Qty.	Model-No.	USD
					White - 00
 Vanity basin  drop-in basin, cUPC listed, without overflow, without tap platform, fixings included 22 7/8" 	22 7/8" x 16 3/8"	28.8	24	031758 00 291	585
Design Siphon * Chrome		3.3		005036 10 92	220
Slotted waste Chrome	2"	0.7		005024 10 92	110
Infobox: * When using this siphon please observe outlet height from upper surface of finished floor to center of outlet in accordance with the technical specification sheet / Overview of furniture recommendation see page 543 / Slotted waste is required for installation					
 Vanity basin  cUPC listed, undermount basin, with overflow, without tap platform, fixings included 20 5/8" 	20 5/8" x 13 3/4"	15.5	24	031653 00 001	385
Design Siphon * Chrome		3.3		005036 10 92	220
Fixing for stone countertops (with the exception of # 046651)		0.4		005028 00 00	35
Infobox: * When using this siphon please observe outlet height from upper surface of finished floor to center of outlet in accordance with the technical specification sheet / Measurements of undercounter models represent interior measurements					
 Bidet wall-mounted ● with overflow, with tap platform, Durafix included overflow clip Chrome included	14 5/8" x 21 1/4"	45.9	20	225415 00 001	915
Fixing for wall-mounted bidet and wall-mounted toilet caps white	Ø 1/2" x 7 1/8"	0.4		006500 00 00	50
Siphon for bidet with extended outlet pipe Chrome	1 1/4" x 19 3/4"	1.3		005027 00 92	40
Carrier for bidet		30.0		111520 00 1	590
Infobox: Durafix for concealed fixation is included / If pre-wall carrier not used, the fixing # 006500 is recommended					

2nd floor Design by sieger design

Description		inch	lbs	Qty.	Model-No.	USD
						White - 00
	Toilet wall-mounted   cUPC listed, washdown model, US-version toilet, Durafix included ♻️ 1.6/0.8 gpf	14 5/8" x 21 1/4"	59.1	16	222009 00 921	990
	Noise reduction gasket for wall-mounted toilet		0.7		005020 00 00	95
	Toilet seat and cover removable, hinges stainless steel with slow close		5.7		006899 00 00	190
	Geberit in-wall tank and carrier width 19 3/4", depth 5 1/2" height (adjustable) 43" - 47"	19 3/4" x 5 1/2"	38.0		111335 00 5	635
	Dual Flush Actuator Sigma 01 White	9 5/8" x 6 1/2"			115770 11 5	100
Infobox: Durafix for concealed fixation is included / For additional actuator options, please refer to page 307 - 308						


 WonderGliss ceramic
surface finish

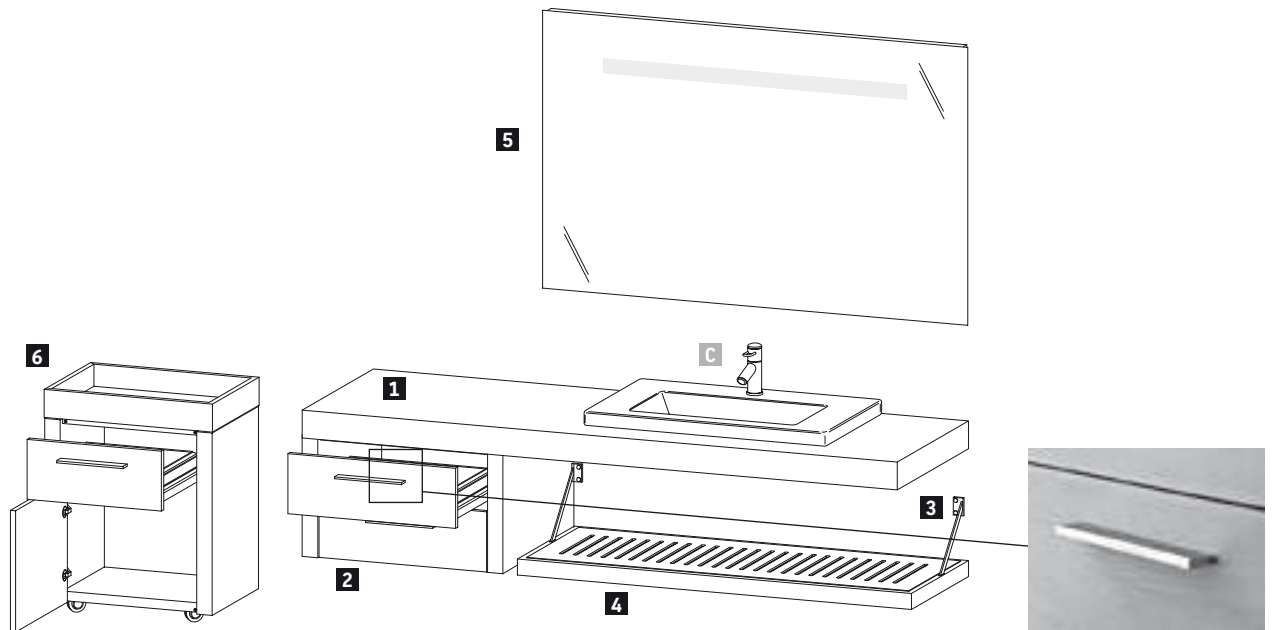
2nd floor Design by sieger design

Product Information

Fronts Body Body Mirror Cabinet Edges Mirror	Real wood veneer Pricegroup 3	59 Ebony 62 Anthracite Oak 65 Bleached Oak	Basic material: High-compressed three-ply chipboard, with real wood veneer pressed on both sides. Edge material: Trim in real wood veneer.
	Lacquer Pricegroup 4	85 White High Gloss	Basic material: High-compressed MDF board. Lacquered opaque in several coats. Inside: directly coated with melamine resin decor in (57) Black Diamond. Edge material: ABS-Edge material (lacquered).
Wallboards	Real wood veneer Pricegroup 3	59 Ebony 62 Anthracite Oak 65 Bleached Oak	Description of material see Fronts (Real wood veneer).
	Lacquer Pricegroup 4	85 White High Gloss	Basic material: High-compressed MDF board. Lacquered opaque in several coats. Edge material: ABS-Edge material (lacquered).
Shelves	Real wood veneer Pricegroup 3	59 Ebony 62 Anthracite Oak 65 Bleached Oak	Basic material: High-compressed laminated panel, with real wood veneer pressed on both sides. Real wood veneer is a natural material, differences in color and structure may occur.
	Lacquer Pricegroup 4	85 White High Gloss	Basic material: High-compressed MDF board. Lacquered opaque in several coats.
Handles furniture		Chrome	Aluminum, Chrome.

2nd floor Design by sieger design

Ordering Sample



2nd floor

Body
Vanity Unit
Mobile Storage
Console
Mirror

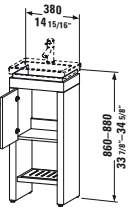
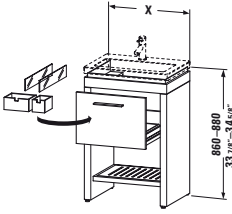
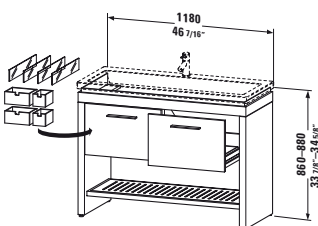
59 Ebony

Description	Remark	Quantity	Model-No.
1 Console	Width 74 3/4"	1	# 2F 856C 0 59 59
2 Low cabinet for console	Width 23 5/8"	1	# 2F 9276 0 59 59
3 Console support 3 7/8" wall installation		1	# UV 9926 0 00 00
4 Shelf	Width 46 1/2"	1	# 2F 6443 0 59 59
5 Mirror with lighting	Width 47 1/4"	1	# KT 7333 0 00 00
6 Mobile Storage unit	Width 19 5/8"	1	# 2F 9272 L 59 59
c 2nd floor 31 1/2"		1	# 049180 00 271

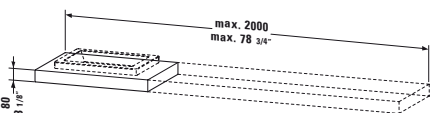
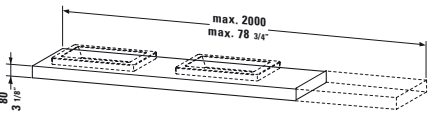
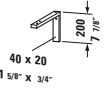
2nd floor Design by sieger design

Description	inch	Model-No.	USD			
			Pricegroup 1	Pricegroup 2	Pricegroup 3	Pricegroup 4
Shelf						
1 grid, 2 fixations, Chrome						
under washbasin trim # 2F 6405	15" x 10 5/8"	2F 6440			720	800
under washbasin trim # 2F 6406	22 7/8" x 15 3/4"	2F 6441			830	915
under console	22 7/8" x 17 3/8"	2F 6439			830	920
under washbasin trim # 2F 6407 or under console	30 3/4" x 17 3/8"	2F 6442			1,035	1,145
under washbasin trim # 2F 6408 or under console	46 1/2" x 17 3/8"	2F 6443			1,215	1,345
Infobox: Thickness of shelf in 85-White High Gloss = 1 1/2"						
Vanity unit wall-mounted						
1 pull-out compartment, compartment consists of glass dividers and box drawers (small/large)						
for 2nd floor # 049160, (not ground)	22 7/8" x 16 1/2"	2F 6446			1,655	1,825
for 2nd floor # 049180, (not ground)	30 3/4" x 19 1/4"	2F 6447			2,000	2,190
Infobox: Space saving siphon # 005073 is recommended						
Vanity unit wall-mounted						
2 pull-out compartments, 4 glass dividers, 2 box drawers large, 2 box drawers small						
for 2nd floor # 049112, (not ground)	46 1/2" x 19 1/4"	2F 6448			2,565	2,865
Infobox: Space saving siphon # 005073 is recommended						

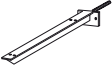
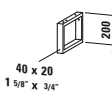
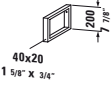
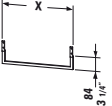
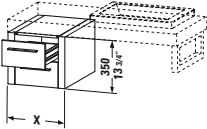
2nd floor Design by sieger design

Description	inch	Model-No.	USD			
			Pricegroup 1	Pricegroup 2	Pricegroup 3	Pricegroup 4
 <p>Vanity unit floor standing 1 door, 1 grid for 2nd floor # 079040, (not ground)</p>	15" x 11 3/8"	2F 6455 L/R			1,790	2,000
Infobox: Space saving siphon # 005073 is recommended / Required specification for ordering: - Hinges left (L) or right (R)						
 <p>Vanity unit floor standing 1 pull-out compartment, 1 grid, compartment consists of glass dividers and box drawers (small/large) for 2nd floor # 049160, (not ground) for 2nd floor # 049180, (not ground)</p>	22 7/8" x 16 1/2" 30 3/4" x 19 1/4"	2F 6456 2F 6457			2,260 2,970	2,445 3,295
Infobox: Space saving siphon # 005073 is recommended / # 2F 6456 and 2F 6457 are available from stock						
 <p>Vanity unit floor standing 2 pull-out compartments, 1 grid, 4 glass dividers, 2 box drawers large, 2 box drawers small for 2nd floor # 049112, (not ground)</p>	46 1/2" x 19 1/4"	2F 6458			3,810	4,175
Infobox: Space saving siphon # 005073 is recommended / # 2F 6458 is available from stock						

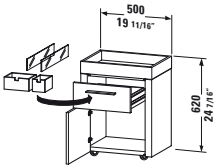
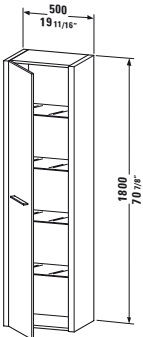
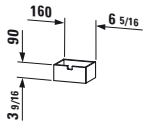
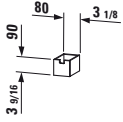
2nd floor Design by sieger design

Description	inch	Model-No.	USD			
			Pricegroup 1	Pricegroup 2	Pricegroup 3	Pricegroup 4
						
Console						
1 console with one cut-out, Width min. see ordering information, Width max. 78 3/4"						
basic price until 31 1/2",						
for vanity basin and washbowl	21 5/8"	2F 856C			1,025	1,170
price per section of 3 7/8"					70	90
Infobox: Furniture order sheet is required / Required specification for the order: - Overall width - Dimensions from console edge to middle of basin(s) - Color - Ceramic model and min. width, please see page 560 - 561 - Exact position of floor cabinets / console supports Please indicate exact measurements and drawings: furniture order sheet on page 562 is required						
						
Console						
1 console with two cut-outs, Width min. see ordering information, Width max. 78 3/4"						
basic price until 31 1/2",						
for vanity basin and washbowl	21 5/8"	2F 858C			1,065	1,210
price per section of 3 7/8"					70	90
Infobox: Required specification for the order: - Overall width - Dimensions from console edge to middle of basin(s) - Color - Ceramic model and min. width, please see page 560 - 561 - Exact position of floor cabinets / console supports Please indicate exact measurements and drawings: furniture order sheet on page 562 is required						
						
Console support						
1 console support-bracket, mountable beneath console 18 7/8" to 21 5/8" depths						
Grey, powder-coated	1 5/8" x 16 3/4"	UV 9902	115			

2nd floor Design by sieger design

Description	inch	Model-No.	USD			
			Pricegroup 1	Pricegroup 2	Pricegroup 3	Pricegroup 4
 <p>Console support 3 7/8" wall installation 1 console support (depth without pin), mountable beneath console 18 7/8" to 21 5/8" depths Grey, powder-coated</p>	3 1/2" x 16 1/2"	UV 9926	150			
<div style="border: 1px solid black; padding: 2px;"> Infobox: When using console support on a drywall, a suitable sub construction is required </div>						
 <p>Console support 1 console support-towel rail, for installation beneath console 14 1/8" in depth Chrome</p>	1 5/8" x 13 3/8"	UV 9904	140			
 <p>Console support 1 console support-towel rail, for installation beneath console 21 5/8" in depth Chrome</p>	1 5/8" x 18 7/8"	UV 9903	150			
 <p>Towel rail under consoles, square tube, Chrome, 1/2"</p>	19 5/8"	UV 9983	315			
	39 3/8"	UV 9984	360			
 <p>Low cabinet for console under consoles, 2 drawers</p>	15 3/4" x 21 5/8"	2F 9275		1,465	1,605	
2 glass dividers, 2 box drawers large, 1 box drawer small	23 5/8" x 21 5/8"	2F 9276		1,730	1,900	

2nd floor Design by sieger design

Description	inch	Model-No.	USD			
			Pricegroup 1	Pricegroup 2	Pricegroup 3	Pricegroup 4
 <p>Mobile storage unit 1 drawer, 1 door, 2 glass dividers, 1 box drawer large, 1 box drawer small wooden tray above</p>	19 5/8" x 14 1/8"	2F 9272 L/R			2,135	2,375
Infobox: Required specification for ordering: - Hinges left (L) or right (R)						
 <p>Tall cabinet 1 door 4 glass shelves</p>	19 5/8" x 14 1/8"	2F 9156 L/R			2,990	3,320
Infobox: Required specification for ordering: - Hinges left (L) or right (R)						
 <p>Box drawer 1 box drawer large Height: 3 1/2"</p>	6 1/4" x 4 3/4"	UV 9913	45			
 <p>Box drawer 1 box drawer small Height: 3 1/2"</p>	3 1/8" x 4 3/4"	UV 9914	45			