









**Architec** Design by Prof. Frank Huster




Description	inch	lbs	Qty.	Model-No.	USD
					White - 00
 <b>Washbasin</b> 					
without overflow, cUPC listed, with tap platform, 22 5/8", fixings included					
without tap hole ☒	22 5/8" x 20 1/2"	33.5	24	<b>044958 00 00</b>	<b>580</b>
tap hole on right side ●	22 5/8" x 20 1/2"	33.5	24	<b>044958 00 08</b>	<b>580</b>
tap hole on left side ●	22 5/8" x 20 1/2"	33.5	24	<b>044958 00 09</b>	<b>580</b>
tap hole on left side, soap dispenser right ● ●	22 5/8" x 20 1/2"	33.5	24	<b>044958 00 23</b>	<b>580</b>
<b>Slotted waste</b>					
Chrome	2"	0.7		<b>005024 10 92</b>	<b>110</b>
<b>Infobox:</b> Slotted waste is required for installation					
 <b>Washbasin</b> 					
without overflow, cUPC listed, with tap platform, for mounting with in-wall-siphon kit, fixings included, 22 5/8"					
without tap hole ☒	22 5/8" x 20 1/2"	30.8	30	<b>044358 00 00</b>	<b>605</b>
tap hole on right side ●	22 5/8" x 20 1/2"	30.8	30	<b>044358 00 08</b>	<b>605</b>
tap hole on left side ●	22 5/8" x 20 1/2"	30.8	30	<b>044358 00 09</b>	<b>605</b>
tap hole on left side, soap dispenser right ● ●	22 5/8" x 20 1/2"	30.8	30	<b>044358 00 23</b>	<b>605</b>
<b>In-wall-siphon kit **</b>					
for washbasin Architec H70 including connection equipment		1.3		<b>005044 10 00</b>	<b>45</b>
<b>Drain cover</b>					
Chrome		0.2		<b>005043 10 00</b>	<b>45</b>
<b>Infobox:</b> ** Mandatory for installation					
 <b>Washbasin corner model</b>					
without overflow, cUPC listed, with tap platform, with tap hole, fixings included, 25"					
tap hole on left side ●	25" x 21 1/4"	26.4	24	<b>044845 00 00</b>	<b>500</b>
tap hole on left side, soap dispenser right ● ●	25" x 21 1/4"	26.4	24	<b>044845 00 23</b>	<b>500</b>
<b>Slotted waste</b>					
Chrome	2"	0.7		<b>005024 10 92</b>	<b>110</b>
<b>Infobox:</b> Pop-up waste cannot be used / Measurements represent width x projection / Slotted waste is required for installation					







WonderGliss  
+ \$ 95 per piece  
Simply add a '1' to the model-no.

**Architec** Design by Prof. Frank Huster






Description	inch	lbs	Qty.	Model-No.	USD
					White - 00
 <b>Handrinse basin</b> diagonal model, without overflow, with tap platform, with integrated ceramic shelf, fixings included, 25 1/2"					
bowl on left side ●	25 1/2" x 16 1/8"	22.2	18	076465 00 00	480
bowl on right side ●	25 1/2" x 16 1/4"	22.2	18	076565 00 00	480
<b>Outlet bend</b> with double sleeve 1 1/8", Chrome				005025 10 00	30
<b>Slotted waste</b> Chrome	2"	0.7		005024 10 92	110
<b>Infobox:</b> Slotted waste is required for installation					
 <b>Handrinse basin</b> without overflow, cUPC listed, with tap platform, fixings included, 14 1/8"					
without tap hole ☒	14 1/8" x 15"	16.7	54	076635 00 00	365
tap hole on right side ●	14 1/8" x 15"	16.7	54	076635 00 08	365
tap hole on left side ●	14 1/8" x 15"	16.7	54	076635 00 09	365
tap hole on left side, soap dispenser right ● ●	14 1/8" x 15"	16.7	54	076635 00 23	365
<b>Slotted waste</b> Chrome	2"	0.7		005024 10 92	110
<b>Infobox:</b> Slotted waste is required for installation					
 <b>Above-counter basin</b> ♿ ground, without overflow, with tap platform, fixings included					
19 5/8", without tap hole ☒	19 5/8" x 19 5/8"	27.3	12	032050 00 00	570
19 5/8", tap hole on right side ●	19 5/8" x 19 5/8"	27.3	12	032050 00 08	570
19 5/8", tap hole on left side ●	19 5/8" x 19 5/8"	27.3	12	032050 00 09	570
19 5/8", tap hole on left side, soap dispenser right ● ●	19 5/8" x 19 5/8"	27.3	12	032050 00 23	570
<b>Slotted waste</b> Chrome	2"	0.9		005038 10 92	110
<b>Infobox:</b> Slotted waste is required for installation / Soap dispenser hole Ø 1 3/8" right or left available on request / Max. Ø 2 3/4" for lotion tank approved / Overview of furniture recommendation see page 543					

Description	inch	lbs	Qty.	Model-No.	USD	
					White - 00	
	<b>Above-counter basin</b> ground, with overflow, with tap platform, fixings included, 16 1/2"					
	without tap hole ☒	16 1/2" x 16 1/2"	26.5	21	<b>032042 00 00</b>	<b>515</b>
	tap hole on right side ●	16 1/2" x 16 1/2"	26.5	21	<b>032042 00 08</b>	<b>515</b>
	tap hole on left side ●	16 1/2" x 16 1/2"	26.5	21	<b>032042 00 09</b>	<b>515</b>
	tap hole on left side, soap dispenser right ● ●	16 1/2" x 16 1/2"	26.5	21	<b>032042 00 23</b>	<b>515</b>
	<b>Push-open waste ***</b>					
	Chrome	2"	0.8		<b>005052 10 92</b>	<b>110</b>
<b>Infobox: ***</b> Required in combination with wall-mounted faucet, vanity unit and/or consoles / Soap dispenser hole Ø 1 3/8" right or left available on request / Max. Ø 2 3/4" for lotion tank approved / Overview of furniture recommendation see page 543						
	<b>Vanity basin</b> ⚙️ drop-in basin, with overflow, without tap platform, outside fully glazed					
	18 1/2" ☒	Ø 18 1/2"	16.1	21	<b>046847 00 00</b>	<b>590</b>
	<b>Push-open waste ***</b>					
	Chrome	2"	0.8		<b>005052 10 92</b>	<b>110</b>
<b>Infobox: ***</b> Required in combination with wall-mounted faucet, vanity unit and/or consoles						
	<b>Vanity basin</b> ⚙️ cUPC listed, undermount basin, with overflow, without tap platform, outside fully glazed, fixings included					
	15 3/4" ☒	Ø 15 3/4"	14.3	21	<b>046840 00 00</b>	<b>540</b>
	<b>Fixing</b> for stone countertops (with the exception of # 046651)		0.4		<b>005028 00 00</b>	<b>35</b>
	<b>Push-open waste ***</b>					
	Chrome	2"	0.8		<b>005052 10 92</b>	<b>110</b>
<b>Infobox: ***</b> Required in combination with wall-mounted faucet, vanity unit and/or consoles / Measurements of undercounter models represent interior measurements						

**Architect** Design by Prof. Frank Huster

	Description	inch	lbs	Qty.	Model-No.	USD
						White - 00
	<b>Vanity basin</b> undermount basin, without overflow, without tap platform, outside fully glazed, fixings included					
	14 3/4" ☒	Ø 14 3/4"	12.0	21	031937 00 00	440
	<b>Slotted waste</b>					
	Chrome	2"	0.9		005038 10 92	110
	<b>Fixing</b> for stone countertops (with the exception of # 046651)		0.4		005028 00 00	35
<b>Infobox:</b> Measurements of undercounter models represent interior measurements / Slotted waste is required for installation						
	<b>Vanity basin</b> undermount basin, with overflow, without tap platform, outside fully glazed, fixings included					
	12 3/4" ☒	Ø 12 3/4"	10.8	42	031932 00 00	385
	10 7/8" ☒	Ø 10 7/8"	10.5	42	031927 00 00	335
	<b>Push-open waste ***</b>					
	Chrome	2"	0.8		005052 10 92	110
	<b>Fixing</b> for stone countertops (with the exception of # 046651)		0.4		005028 00 00	35
<b>Infobox:</b> *** Required in combination with wall-mounted faucet, vanity unit and/or consoles / Measurements of undercounter models represent interior measurements						
	<b>Urinals</b>  cUPC listed, Electronic-Urinal for battery supply, concealed inlet, for 1/2" connection, rimless, horizontal outlet, includes jet nozzle, inlet-set, ceramic covered siphon Ø 4 1/8", fixings and complete control unit					
	model without fly	15" x 13 3/4"	46.4	9	081836 00 00	1,645
	<b>Siphon insert</b> Spare part for siphon with sensor control				100255 00 00	110
<b>Infobox:</b> When using GEBERIT pre-wall carriers model range Duofix #111.685 / Kombifix #457.685 / GIS #461.685 (available up to and including 2008), mandatory in combination with inlet traverse # 242.040.00.1 for 1/2" inlet connection / Installation measures for conversion set # 0075590000 see www.duravit.us						

**Architec** Design by Prof. Frank Huster

Description	inch	lbs	Qty.	Model-No.	USD	
					White - 00	
 <p><b>Urinal Architec Dry</b> </p> <p>cUPC listed, waterless, horizontal outlet, Air trap, cover and fixings included model without fly</p>	15" x 13 3/4"	49.6	9	<b>081835 00 00</b>	<b>820</b>	
	<b>Air trap</b>					
	Spare part				<b>100342 00 00</b>	<b>40</b>
	<b>Inspection key</b>					
	Spare part				<b>100344 00 00</b>	<b>20</b>
<b>Blue cleaner</b>						
Cleaner with spray top						
6 bottles 16.9 oz each				<b>005062 00 00</b>	<b>65</b>	
<b>Infobox:</b> Not available in WonderGliss						
 <p><b>Urinal Architec Dry</b> </p> <p>waterless, horizontal outlet, Air trap, cover and fixing inclu- ded model without fly</p>	15" x 13 3/4"	49.6	9	<b>081835 00 99</b>	850	
	<b>Air trap with cover for Urinal</b>					
	Spare part				<b>100343 00 00</b>	<b>65</b>
	<b>Inspection key</b>					
	Spare part				<b>100344 00 00</b>	<b>20</b>
<b>Blue cleaner</b>						
Cleaner with spray top						
6 bottles 16.9 oz each				<b>005062 00 00</b>	<b>65</b>	
<b>Infobox:</b> Not available in WonderGliss						
 <p><b>Ceramic urinal partition</b></p> <p>fixings included</p>	27 3/4" x 15 3/4"	37.0	33	<b>850000 00 00</b>	<b>440</b>	



WonderGliss  
+ \$ 95 per piece  
Simply add a '1' to the model-no.