





Bathroom_Foster Design by Norman Foster

Description	inch	lbs	Qty.	Model-No.	USD
					White - 00
 Washbasin 					
with overflow, with tap platform, fixings included					
27 5/8" ●	27 5/8" x 21 1/4"	41.8	12	041970 00 00	730
27 5/8" ● ● ●	27 5/8" x 21 1/4"	41.8	12	041970 00 30	730
fixings included					
23 3/8" ●	23 3/8" x 19 3/8"	33.0	15	041960 00 00	610
23 3/8" ● ● ●	23 3/8" x 19 3/8"	33.0	15	041960 00 30	610
 Pedestal					
for # 041970, 041960	6 1/8" x 10"	27.5	24	086398 00 00	295
 Siphon cover					
for # 041970, 041960	6 1/4" x 12 3/4"	12.6	32	086397 00 00	260
Fixing					
for siphon cover		0.2		005503 00 00	40

Infobox: Washbasin is not ADA compliant in combination with pedestal, siphon cover or metal console



Washbowl					
with overflow, cUPC listed, without tap platform, fixings included					
19 1/2"	19 1/2" x 13 3/4"	19.6	24	033550 00 00	585
Pop-up basin waste					
Chrome					
with horizontal lever**	2"	1.1		005031 10 92	110
with vertical lever***	2"	1.1		005051 10 92	110

Infobox: *** In combination with wall-mounted faucet and Duravit bathroom furniture / ** Required in combination with wall-mounted faucet and consoles with a maximum thickness of 1 1/8" / Overview of furniture recommendation see page 543









Vanity basin					
undermount basin, with overflow, without tap platform, fixings included					
16 7/8"	16 7/8" x 11"	15.0	24	033643 00 00	420
Fixing					
for stone countertops (with the exception of # 046651)		0.4		005028 00 00	35

Infobox: Measurements of undercounter models represent interior measurements



WonderGliss
+ \$ 95 per piece
Simply add a '1' to the model-no.

Bathroom_Foster Design by Norman Foster

Description		inch	lbs	Qty.	Model-No.	USD
						White - 00
	Toilet wall-mounted   cUPC listed, washdown model, US-version toilet					
	1.6/0.8 gpf	14 1/8" x 22 1/2"	38.6	16	017509 00 92	750
	Noise reduction gasket for wall-mounted toilet		0.7		005020 00 00	95
	Geberit in-wall tank and carrier width 19 3/4", depth 5 1/2" height (adjustable) 43" - 47"	19 3/4" x 5 1/2"	38.0		111335 00 5	635
	Dual Flush Actuator Sigma 01 White	9 5/8" x 6 1/2"			115770 11 5	100
	Toilet seat and cover hinges stainless steel without slow close		6.2		006021 00 00	145

Infobox: For additional actuator options, please refer to page 307 - 308

