








**P3 Comforts** Design by Phoenix Design

	Description	inch	lbs	Qty.	Model-No.	USD
						White - 00 HygieneGlaze White - 20
	<b>Washbasin</b> with overflow, with tap platform, overflow clip Chrome included, fixings included					
	25 5/8" ●	25 5/8" x 19 5/8"	39.7	18	233165 00 00	340
	25 5/8" ● ● ●	25 5/8" x 19 5/8"	39.7	18	233165 00 30	340
	23 5/8" ●	23 5/8" x 18 1/2"	37.5	15	233160 00 00	300
	23 5/8" ● ● ●	23 5/8" x 18 1/2"	37.5	15	233160 00 30	300
	21 5/8" ●	21 5/8" x 17 7/8"	33.1	24	233155 00 00	265
	21 5/8" ● ● ●	21 5/8" x 17 7/8"	33.1	24	233155 00 30	265
	<b>Pedestal</b> for # 233155, 233160, 233165, 233265, 233285, 233210, 233385, 233485, 233310, 233410, 233312, 233412	6 7/8" x 8 1/4"	34.0	30	085836 00 00	225
	<b>Siphon cover</b> for # 233155, 233160, 233165, 233265, 233285, 233210, 233385, 233485, 233310, 233410, 233312, 233412	6 3/4" x 11 3/4"	15.4	40	085837 00 00	190
	<b>Fixing</b> for siphon cover		0.2		005503 00 00	40
	<b>Handrinse basin</b> without overflow, with tap platform, fixings included					
	19 5/8" ●	19 5/8" x 10 1/4"	19.6	40	071550 00 00	250
	19 5/8" ☒	19 5/8" x 10 1/4"	19.6	40	071550 00 70	250
	<b>Slotted waste</b> Chrome	2"	0.7		005024 10 92	110
<b>Infobox:</b> Mandatory in combination with a bottle trap / Slotted waste is required for installation						
	<b>Handrinse basin</b> with overflow, with tap platform, overflow clip Chrome included, fixings included					
	17 3/4" ●	17 3/4" x 12 5/8"	18.7	28	071645 00 00	230
	17 3/4" ☒	17 3/4" x 12 5/8"	18.7	28	071645 00 60	230
	<b>Siphon cover</b> for # 071645	6 1/2" x 9"	11.2	48	085838 00 00	175
	<b>Fixing</b> for siphon cover		0.2		005503 00 00	40

**P3 Comforts** Design by Phoenix Design

Description	inch	lbs	Qty.	Model-No.	USD
					White - 00 HygieneGlaze White - 20
 <b>Furniture washbasin</b> with overflow, with tap platform, overflow clip Chrome included, fixings included					
49 1/4" ●	49 1/4" x 19 5/8"	72.8	8	233212 00 00	1,080
49 1/4" ● ● ●	49 1/4" x 19 5/8"	72.8	8	233212 00 30	1,080
41 3/8" ●	41 3/8" x 19 5/8"	67.2	8	233210 00 00	815
41 3/8" ● ● ●	41 3/8" x 19 5/8"	67.2	8	233210 00 30	815
33 1/2" ●	33 1/2" x 19 5/8"	48.5	8	233285 00 00	675
33 1/2" ● ● ●	33 1/2" x 19 5/8"	48.5	8	233285 00 30	675
25 5/8" ●	25 5/8" x 19 5/8"	37.9	18	233265 00 00	400
25 5/8" ● ● ●	25 5/8" x 19 5/8"	37.9	18	233265 00 30	400
<b>Space-saving siphon</b> White				005073 00 92	105

**Infobox:** For vanity units the space saving siphon is recommended / Overview of furniture recommendation see page 543


**Furniture washbasin asymmetric**

with overflow,  
with tap platform,  
overflow clip Chrome included,  
bowl on left side,  
fixings included

49 1/4" ●	49 1/4" x 19 5/8"	74.3	8	233312 00 00	1,075
49 1/4" ● ● ●	49 1/4" x 19 5/8"	74.3	8	233312 00 30	1,075
41 3/8" ●	41 3/8" x 19 5/8"	59.5	8	233310 00 00	885
41 3/8" ● ● ●	41 3/8" x 19 5/8"	59.5	8	233310 00 30	885
33 1/2" ●	33 1/2" x 19 5/8"	56.0	8	233385 00 00	675
33 1/2" ● ● ●	33 1/2" x 19 5/8"	56.0	8	233385 00 30	675

**Space-saving siphon**

White				005073 00 92	105
-------	--	--	--	--------------	-----

**Infobox:** For vanity units the space saving siphon is recommended / Overview of furniture recommendation see page 543


**Furniture washbasin asymmetric**

with overflow,  
with tap platform,  
overflow clip Chrome included,  
bowl on right side,  
fixings included

49 1/4" ●	49 1/4" x 19 5/8"	77.2	8	233412 00 00	1,075
49 1/4" ● ● ●	49 1/4" x 19 5/8"	77.2	8	233412 00 30	1,075
41 3/8" ●	41 3/8" x 19 5/8"	59.5	8	233410 00 00	885
41 3/8" ● ● ●	41 3/8" x 19 5/8"	59.5	8	233410 00 30	885
33 1/2" ●	33 1/2" x 19 5/8"	55.1	8	233485 00 00	675
33 1/2" ● ● ●	33 1/2" x 19 5/8"	55.1	8	233485 00 30	675

**Space-saving siphon**





White				005073 00 92	105
-------	--	--	--	--------------	-----

**Infobox:** For vanity units the space saving siphon is recommended / Overview of furniture recommendation see page 543













WonderGliss  
+ \$ 95 per piece  
Simply add a '1' to the model-no.

### P3 Comforts Design by Phoenix Design

	Description	inch	lbs	Qty.	Model-No.	USD
						White - 00 HygieneGlaze White - 20
	<b>Vanity basin</b> drop-in basin, without overflow, without tap platform 21 5/8" ☒	21 5/8" x 14 1/8"	17.0	28	<b>037755 00 00</b>	<b>360</b>
	<b>Slotted waste</b> Chrome	2"	0.7		<b>005024 10 92</b>	<b>110</b>
<b>Infobox:</b> Overview of furniture recommendation see page 543 / Slotted waste is required for installation						
	<b>Vanity basin</b> ♿ cUPC listed, undermount basin, with overflow, without tap platform, fixings included 19 1/4" ☒	19 1/4" x 14 3/8"	16.9	21	<b>030549 00 00</b>	<b>225</b>
	<b>Push-open waste</b> *** Chrome	2"	0.8		<b>005052 10 92</b>	<b>110</b>
	<b>Fixing</b> for stone countertops (with the exception of # 046651)		0.4		<b>005028 00 00</b>	<b>35</b>
<b>Infobox:</b> *** Required in combination with wall-mounted faucet, vanity unit and/or consoles / Measurements of undercounter models represent interior measurements						
	<b>Bidet wall-mounted</b> ● with overflow, with tap platform, overflow clip Chrome included Durafix included	15" x 22 1/2"	49.6	16	<b>226815 00 00</b>	<b>400</b>
	<b>Fixing</b> for wall-mounted bidet and wall-mounted toilet caps white	Ø 1/2" x 7 1/8"	0.4		<b>006500 00 00</b>	<b>50</b>
	<b>Siphon for bidet</b> with extended outlet pipe Chrome	1 1/4" x 19 3/4"	1.3		<b>005027 00 92</b>	<b>40</b>
	<b>Carrier for bidet</b>		30.0		<b>111520 00 1</b>	<b>590</b>
<b>Infobox:</b> Durafix for concealed fixation is included / If pre-wall carrier not used, the fixing # 006500 is recommended						
	<b>Bidet floor standing</b> ● with overflow, with tap platform, overflow clip Chrome included fixings included	15" x 25 5/8"	71.9	9	<b>227310 00 00</b>	<b>420</b>
	<b>Siphon for bidet</b> with extended outlet pipe Chrome	1 1/4" x 19 3/4"	1.3		<b>005027 00 92</b>	<b>40</b>





**P3 Comforts** Design by Phoenix Design

	Description	inch	lbs	Qty.	Model-No.	USD
						White - 00 HygieneGlaze - 20 White - 20
	<b>Toilet wall-mounted Duravit Rimless®</b> 					
	rimless, washdown model, Durafix included					
	1.6/0.8 gpf	15" x 22 1/2"	54.0	16	<b>256109 00 92</b>	<b>585</b>
	1.6/0.8 gpf, with HygieneGlaze	15" x 22 1/2"	54.0	16	<b>256109 20 92</b>	<b>655</b>
	<b>Geberit in-wall tank and carrier</b>					
	width 19 3/4", depth 5 1/2" height (adjustable) 43" - 47"	19 3/4" x 5 1/2"	38.0		<b>111335 00 5</b>	<b>635</b>
	<b>Dual Flush Actuator Sigma 01</b>					
	White	9 5/8" x 6 1/2"			<b>115770 11 5</b>	<b>100</b>
	<b>Toilet seat and cover</b>					
	hinges stainless steel					
	without slow close			4.9	<b>002031 00 00</b>	<b>165</b>
	with slow close, removable			4.9	<b>002039 00 00</b>	<b>250</b>
<b>Infobox:</b> Durafix for concealed fixation is included / For additional actuator options, please refer to page 307 - 308						
	<b>Floor standing toilet Duravit Rimless®</b>					
	rimless, back-to-wall, fixings included, washdown model, horizontal outlet					
	1.6/0.8 gpf	15" x 23 5/8"	75.6	9	<b>216609 00 92</b>	525
	1.6/0.8 gpf, with HygieneGlaze	15" x 23 5/8"	75.6	9	<b>216609 20 92</b>	590
	<b>Geberit in-wall tank</b>					
	with Dual Flush mechanism without flush plate				<b>109304 00 5</b>	<b>490</b>
	<b>Dual Flush Actuator Sigma 01</b>					
	White	9 5/8" x 6 1/2"			<b>115770 11 5</b>	<b>100</b>
	<b>Vario connector set</b>					
	for horizontal and vertical outlet, length adjustable					
	incl. excenter			3.3	<b>001422 00 00</b>	<b>110</b>
	<b>Toilet seat and cover</b>					
	hinges stainless steel					
	without slow close			4.9	<b>002031 00 00</b>	<b>165</b>
	with slow close, removable			4.9	<b>002039 00 00</b>	<b>250</b>
<b>Infobox:</b> For additional actuator options, please refer to page 307 - 308						



WonderGliss  
+ \$ 95 per piece  
Simply add a '1' to the model-no.

### P3 Comforts Design by Phoenix Design

	Description	inch	lbs	Qty.	Model-No.	USD
						White - 00 HygieneGlaze White - 20
	<b>Two-Piece toilet</b> (without cistern), US-version toilet, syphonic, 12" rough-in, vertical outlet					
	♣ 1.32/0.92 gpf	15" x 28"	101.0	12	<b>216801 00 00</b>	<b>470</b>
	♣ 1.32/0.92 gpf, with HygieneGlaze	15" x 28"	101.0	12	<b>216801 20 00</b>	540
	♣ 1.28 gpf	15" x 28"	101.0	12	<b>216801 00 85</b>	<b>470</b>
	<b>Cistern</b> with dual flush piston valve, top flush, for bottom left supply					
	♣ 1.32/0.92 gpf	16 1/8" x 6 3/4"	28.0	28	<b>093720 00 01</b>	<b>250</b>
	with Single Flush piston valve, top flush					
	♣ 1.28 gpf	16 1/8" x 6 3/4"	28.0	28	<b>093720 00 85</b>	<b>250</b>
	<b>Mounting set</b> for One-piece and Two-piece toilets					
	1/2", US-version		1.1		<b>001417 00 00</b>	<b>110</b>
	<b>Toilet seat and cover</b> elongated, hinges stainless steel					
	without slow close		5.1		<b>002051 00 00</b>	<b>100</b>
	with slow close, removable		5.1		<b>002059 00 00</b>	<b>150</b>
<b>Infobox:</b> The mounting set is optional for installation						

