









**Starck 1** Design by Philippe Starck




Description	inch	lbs	Qty.	Model-No.	USD	
					White	- 00
 <p><b>Furniture washbasin</b> with overflow, cUPC listed, with tap platform, overflow clip Chrome included, for vanity unit # S1 9520 22 7/8" ●</p>	22 7/8" x 22 7/8"	27.8	18	<b>040658 00 001</b>	<b>1,065</b>	
	<p><b>Siphon for washbasin</b> with outlet pipe 11 3/4" 11 3/4", Chrome</p>					
	1 1/4"	1.3		<b>005026 00 00</b>	<b>40</b>	
<p><b>Infobox:</b> Overview of furniture recommendation see page 543</p>						
 <p><b>Washbowl</b> ground, cUPC listed, with overflow, without tap platform, overflow clip Chrome included, fixings included 20 7/8" ☒</p>	Ø 20 7/8"	25.8	18	<b>044753 00 001</b>	<b>1,125</b>	
	<p><b>Design Siphon *</b> Chrome</p>					
		3.3		<b>005036 10 92</b>	<b>220</b>	
<p><b>Pop-up basin waste</b> Chrome</p>						
	2"	1.1		<b>005031 10 92</b>	<b>110</b>	
	2"	1.1		<b>005051 10 92</b>	<b>110</b>	
<p><b>Infobox:</b> * When using this siphon please observe outlet height from upper surface of finished floor to center of outlet in accordance with the technical specification sheet / *** In combination with wall-mounted faucet and Duravit bathroom furniture / ** Required in combination with wall-mounted faucet and consoles with a maximum thickness of 1 1/8" / Overview of furniture recommendation see page 543</p>						
 <p><b>Washbowl</b> with overflow, cUPC listed, without tap platform, overflow clip Chrome included, fixings included 20 7/8" ☒</p>	Ø 20 7/8"	21.6	16	<b>040853 00 001</b>	<b>1,125</b>	
	<p><b>Design Siphon *</b> Chrome</p>					
		3.3		<b>005036 10 92</b>	<b>220</b>	
<p><b>Pop-up basin waste</b> Chrome</p>						
	2"	1.1		<b>005031 10 92</b>	<b>110</b>	
	2"	1.1		<b>005051 10 92</b>	<b>110</b>	
<p><b>Infobox:</b> * When using this siphon please observe outlet height from upper surface of finished floor to center of outlet in accordance with the technical specification sheet / *** In combination with wall-mounted faucet and Duravit bathroom furniture / ** Required in combination with wall-mounted faucet and consoles with a maximum thickness of 1 1/8" / Overview of furniture recommendation see page 543</p>						



**Starck 1** Design by Philippe Starck










	Description	inch	lbs	Qty.	Model-No.	USD
						White - 00
	<b>Washbowl</b> ground, without overflow, without tap platform, fixings and ceramic covered slotted waste included					
	18 1/2" ●	Ø 18 1/2"	22.5	26	038647 00 271	955
	18 1/2" ☒	Ø 18 1/2"	22.5	26	038647 00 281	955
<b>Infobox:</b> Overview of furniture recommendation see page 543						
	<b>Furniture washbasin</b> without overflow, without tap platform, fixings and ceramic covered slotted waste included					
	18 1/2" ●	Ø 18 1/2"	22.5	26	038647 00 001	910
	18 1/2" ☒	Ø 18 1/2"	22.5	26	038647 00 701	910
	<b>Space-saving siphon</b> White				005073 00 92	105
<b>Infobox:</b> For vanity units the space saving siphon is recommended / Overview of furniture recommendation see page 543						
	<b>Washbowl</b>  ground, without overflow, without tap platform, fixings and ceramic covered slotted waste included					
	18 1/2" ●	18 1/2" x 18 1/2"	25.4	24	038747 00 271	1,020
	18 1/2" ☒	18 1/2" x 18 1/2"	25.4	24	038747 00 281	1,020
<b>Infobox:</b> Overview of furniture recommendation see page 543						
	<b>Washbowl</b> with interior tap platform, ground, without overflow, fixings included					
	18 1/8" ●	18 1/8" x 18 1/8"	20.7	26	232246 00 001	830
<b>Infobox:</b> We recommend the following faucets: Axor Starck Puro (Hansgrohe), Metris S (Hansgrohe), Metris 110 (Hansgrohe), Talis 150 (Hansgrohe), Focus 190 (Hansgrohe), Imo (Dornbracht) / Overview of furniture recommendation see page 543						

**Starck 1** Design by Philippe Starck





Description	inch	lbs	Qty.	Model-No.	USD
					White - 00
 <b>Washbowl</b> ground, cUPC listed, without overflow, without tap platform, fixings included					
18 1/8" ⊗	Ø 18 1/8"	24.7	21	<b>044546 00 001</b>	<b>1,125</b>
<b>Design Siphon *</b>					
Chrome		3.3		<b>005036 10 92</b>	<b>220</b>
<b>Slotted waste</b>					
Chrome	2"	0.7		<b>005024 10 92</b>	<b>110</b>
<b>Infobox:</b> * When using this siphon please observe outlet height from upper surface of finished floor to center of outlet in accordance with the technical specification sheet / Overview of furniture recommendation see page 543 / Slotted waste is required for installation					
 <b>Washbowl</b> with overflow, cUPC listed, without tap platform, overflow clip Chrome included					
13" ⊗	Ø 13"	10.8	30	<b>040833 00 001</b>	<b>775</b>
<b>Design Siphon *</b>					
Chrome		3.3		<b>005036 10 92</b>	<b>220</b>
<b>Pop-up basin waste</b>					
Chrome					
with horizontal lever**	2"	1.1		<b>005031 10 92</b>	<b>110</b>
with vertical lever***	2"	1.1		<b>005051 10 92</b>	<b>110</b>
<b>Infobox:</b> * When using this siphon please observe outlet height from upper surface of finished floor to center of outlet in accordance with the technical specification sheet / *** In combination with wall-mounted faucet and Duravit bathroom furniture / ** Required in combination with wall-mounted faucet and consoles with a maximum thickness of 1 1/8" / Installation of washbowl # 040833 should only be carried out by a certified technician using a special glue. Diameter of cut-out is Ø 4 1/2" / Overview of furniture recommendation see page 543					
 <b>Bidet wall-mounted ●</b> with overflow, cUPC listed, with tap platform, overflow clip Chrome included					
Durafix included	16 1/8" x 22 5/8"	46.3	12	<b>027415 00 001</b>	<b>1,370</b>
<b>Fixing</b> for wall-mounted bidet and wall-mounted toilet					
caps white	Ø 1/2" x 7 1/8"	0.4		<b>006500 00 00</b>	<b>50</b>
<b>Siphon for bidet</b> with extended outlet pipe					
Chrome	1 1/4" x 19 3/4"	1.3		<b>005027 00 92</b>	<b>40</b>
<b>Carrier for bidet</b>					
		30.0		<b>111520 00 1</b>	<b>590</b>
<b>Infobox:</b> Please only use Philippe Starck bidet faucets / Durafix for invisible fixation is included / If pre-wall carrier not used, the fixing # 006500 is recommended					



**Starck 1** Design by Philippe Starck

Description		inch	lbs	Qty.	Model-No.	USD
						White - 00
	<b>Toilet wall-mounted</b>   washdown model, Durafix included, cUPC listed 1.6/0.8 gpf	16 1/8" x 22 5/8"	60.6	12	<b>021009 00 921</b>	<b>1,815</b>
	<b>Toilet seat and cover</b> removable, with hinge shaft, hinge plate stainless steel with slow close			7.5	<b>006588 00 99</b>	<b>450</b>
	<b>Geberit in-wall tank and carrier</b> width 19 3/4", depth 5 1/2" height (adjustable) 43" - 47"	19 3/4" x 5 1/2"	38.0		<b>111335 00 5</b>	<b>635</b>
	<b>Dual Flush Actuator Sigma 01</b> White	9 5/8" x 6 1/2"			<b>115770 11 5</b>	<b>100</b>
<b>Infobox:</b> Durafix for invisible fixation is included / For additional actuator options, please refer to page 307 - 308						
	<b>Toilet close-coupled</b> washdown model, (without cistern), Outlet for Vario connector set, for horizontal and vertical outlet, length adjustable from 2 3/4" - 7 1/2", and vario connecting bend, vertical outlet from 7 1/8" - 8 5/8", fixings included 1.6 gpf	16 3/8" x 25 1/4"		9	<b>023309 00 921</b>	<b>1,685</b>
	<b>Vario connector set</b> for horizontal and vertical outlet, length adjustable incl. excenter			3.3	<b>001422 00 00</b>	<b>110</b>
	<b>Vario connecting bend</b> Ø 3 7/8", for vertical outlet			1.5	<b>899025 00 06</b>	<b>115</b>
	<b>Cistern</b> with Stop & Go mechanism, concealed left supply, push button CLASSIC, Chrome 1.6 gpf	25 5/8" x 15 3/8"	30.8	24	<b>872700 00 05</b>	<b>1,660</b>
	<b>Toilet seat and cover</b> removable, with hinge shaft, hinge plate stainless steel with slow close			7.5	<b>006588 00 99</b>	<b>450</b>

**Starck 1** Design by Philippe Starck

Description	inch	lbs	Qty.	Model-No.	USD	
					White	- 00
 <b>Urinal</b> CUPC listed , concealed inlet and outlet, syphonic action, fixings included, model without cover model without fly	12 5/8" x 11 1/4"	23.1	20	<b>083432 00 921</b>	1,215	
<b>Siphon</b> horizontal outlet (concealed)	ø 2"	0.4		<b>005112 00 00</b>	55	
 <b>Water inlet mechanism</b> for urinals with back supply	1/2"	0.2		<b>695800 00 00</b>	80	
 <b>Geberit Carrier</b> For urinal				<b>111625 00 1</b>	685	
 <b>Actuator Bolero</b> White				<b>116012 11 1</b>	340	


 WonderGliss ceramic  
 surface finish