




Accessories SensoWash®

	Description	inch	lbs	Qty.	Model-No.	USD	
	Pre-installation set for in-wall carrier with horizontal support without shower toilet pre-installation/conduit pipe				005072 00 00	60	
	Infobox: Necessary during rough-in stage						
	Connecting set in combination with SensoWash for in-wall carriers with conduit pipe for connection inside the tank				100691 00 00	65	
		Connecting set for Geberit Monolith sanitary modules for WCs				100692 00 00	65

Bath- and whirltubs

2nd floor	352
Architec	355
Blue Moon	368
Cape Cod	375
Darling New	379
Daro	395
D-Code	397
DuraStyle	411
Happy D.2	421
P3 Comforts	427
Paiova	440
PuraVida	471
Starck	472
Sundeck	492
Vero	503

Shower trays

Architec	509
DuraPlan	513
P3 Comforts	517
Starck Slimline	523
Stonetto	528

Shower screens

OpenSpace	530
OpenSpace B	534
Tub Covers	538
Accessories Bathtubs + Well-Being	540

Important Indications Bathtubs + Well-Being

1. Additions

New Models

Series	Remark	Availability
Paiova 5	Bathtubs	Available
Paiova	New panel colors	Available
Starck	New panel colors	Available
Vero	New panel colors	Available
Starck	Bathtub # 700409	Available

2. Discontinued items

Series and models

Series	Remark	Availability
2nd floor	Bathtub # 7X0074, 7X0080, 7X0081, # 7X0162	discontinued
D-Code	Panels for bath- and whirltubs Bathtub # 7X0137 Shower tray # 720099 - 720100, # 720102, 720105	discontinued
DuraStyle	Bathtub # 7X0292 - 7X0295 Panels DS # 8775-8776, 8780-8781, # 8785-8786, 8937-8938	discontinued
Happy D.2	Bathtub # 7X0315, 7X0320	discontinued
OpenSpace	Transparent glass versions: # 770001 - 770005	discontinued
PuraVida	Bathtub # 7X0181 - 7X0184, 7X0198 Panels for bath- and whirltubs	discontinued

3. Panels

When ordering a bath- or whirltub with panel the order number is made up from:
 bathtub/whirltub +
 panel +
 color

7 X 0 3 3 4 0 0 X X X 1 0 9 0
+
S T 8 7 8 1
+
B r u s h e d W a l n u t - 6 9

4. CAD drawings

CAD data of Duravit sanitary ware can be downloaded from our internet website www.duravit.us or pro.duravit.us (DXF, DWG, IGS, STP format).

5. Standard equipment of all Duravit whirlsystems

- Cable-driven waste and overflow, chrome (included with selected models)
- Support frame

6. Tolerances of bathtubs and shower trays

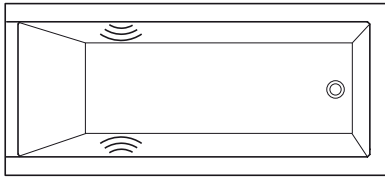
Due to the production process the specified nominal dimensions can vary within the tolerances. Please take this into consideration for your planning.

7. DuraSolid

For information about cleaning and care of your DuraSolid product, please refer to the care instructions.

Product information accessories for bathtub

Sound for bathtubs*



Equipment

2 All-Weather transducers (Speakers). Continuous power handling 135 watts RMS/400W max, impedance 4 ohms, overload protection: polyswitch, frequency response 10Hz to 17kHz, electrical connection 3 ft-16 gauge, 2 wire



Sound for bathtubs

2 speakers (transducers) designed to produce full-fidelity sound converts tub into full-frequency speaker with optimal sound and music pleasure above and below the water line. No control elements on the rim are necessary.

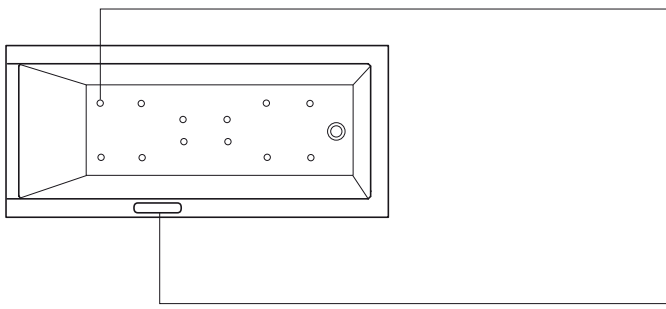
Power supply

100-240V 50/60Hz

* Only available if these articles are listed on the product page

Whirlsystems product information

Air-System



Equipment

12 floor jets (air)
Waste and overflow (without image)
Support frame (without image)

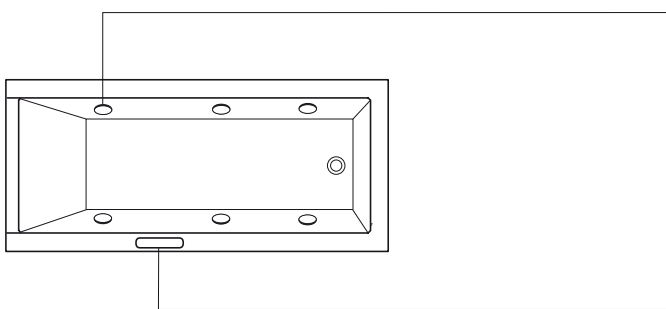
Accessories (optional)*

Sound (without image)

Control elements

A remote or top mounted control

Jet-System



Equipment

6-8 adjustable jets (mixture of air and water)
Waste and overflow (without image)
Support frame (without image)

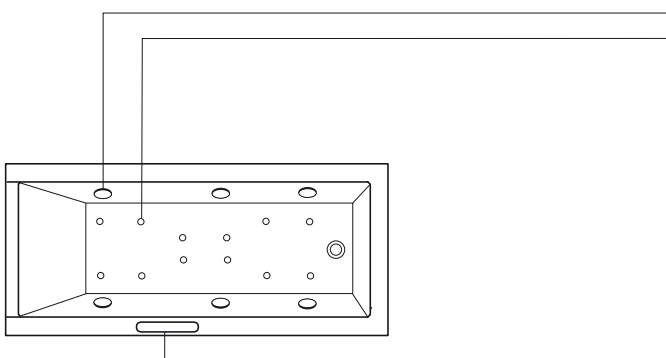
Accessories (optional)*

Heater (without image)
Ozone (without image)
Sound (without image)

Control elements

A remote or top mounted control

Combi-System



Equipment

6-8 adjustable jets (mixture of air and water)
12 floor jets (air)
Waste and overflow (without image)
Support frame (without image)

Accessories (optional)*

Heater (without image)
Ozone (without image)
LED Light (without image)
Sound (without image)

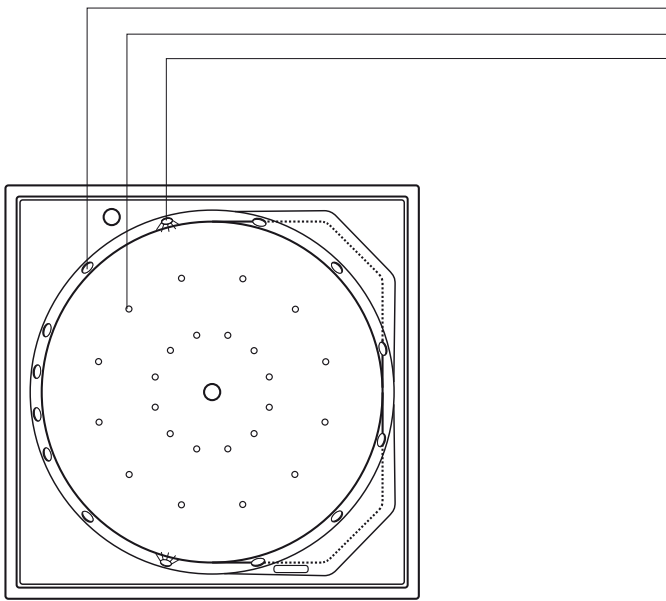
Control elements

A remote or top mounted control

* Only available if these articles are listed on the product page

Whirlsystems product information

Combi-System Blue Moon



Equipment

6 adjustable side jets (mixture of air and water)
 24 floor jets (air)
 LED white light, 4 lights
 Waste and overflow (without image)
 Support frame (without image)

Additional modules (optional)

Heater (without image)
 Ozone (without image)

Accessories (optional)

Sound (without image)

A remote for control of all elements of the tub

Whirlsystems and additional modules

Duravit whirlsystems are equipped as standard with the following: support frame



Floor jets (air)

Warm air is injected into the bath by 12 (24 in Blue Moon) jets embedded in the floor of the tub.



Side jets (mixture of air and water)

6-8 mounted jets create maximum hydrotherapeutic action with actuated intensity of the massage.



Heating

A 1500W heater helps to maintain the heat in the tub during whirl action. An internal sensor detects pressure from the pump and starts and stops the heater automatically.



LED Colored light

Light from 1-2 (4 in Blue Moon) LED spots set into the side walls suffuses the water in alternating, bright colors.



Ozone Hygiene Management

Simple, environmentally-friendly hygiene by means ozone sanitizes the piping during use to eliminate all micro organisms such as bacteria, viruses, mold, mildew, etc. This is one of the most powerful disinfectants available today.



Sound for whirltubs

2 All-Weather transducers (Speakers). Continuous power handling 135 watts RMS/400W max, impedance 4 ohms, overload protection: polyswitch, frequency response 10Hz to 17kHz, electrical connection 3 ft-16 gauge, 2 wire

Whirlsystems product information

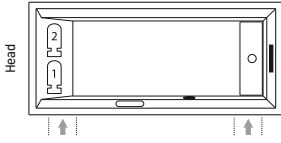
Revisability

The whirltub should be installed to have all important components (pump, blower and control panel) still accessible. When a whirltub is equipped with a panel, it should be accessible and removable.

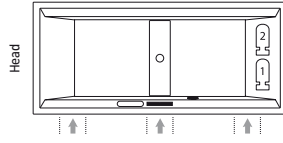
Positioning of the components of the whirlsystem

The figures show the standard configuration of the whirlsystem* with the positioning of the control panel. At the head side are the back jets (depending on the whirlsystem).

2nd floor

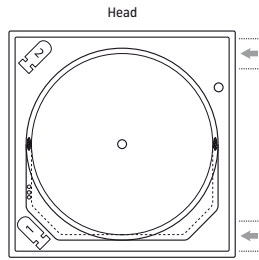


710075

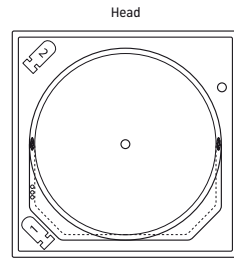


710076, # 710160

Blue Moon

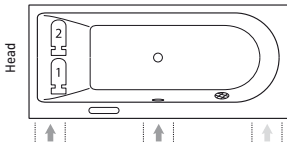


710143 built-in version

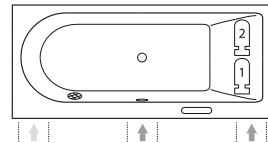


710143 with panel

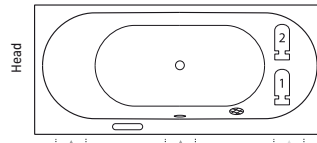
Darling New



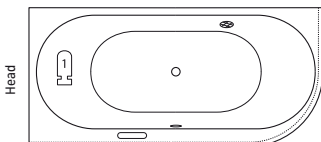
710238, # 710240, # 710242



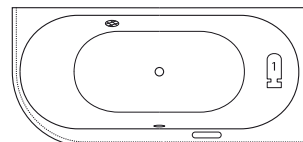
710239, # 710241, # 710243



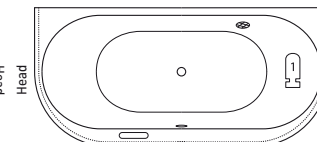
710244, # 710245



710246

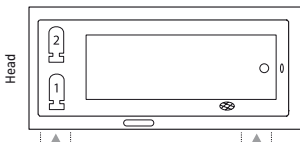


710247

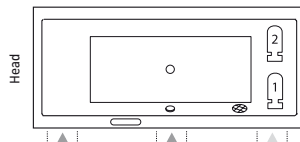


710248

Daro



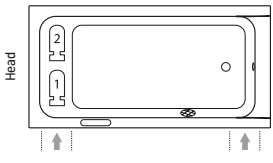
710027



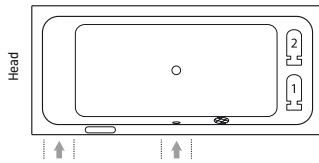
710028

Whirlsystems product information

D-Code

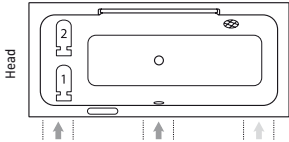


710095, # 710096,
710100

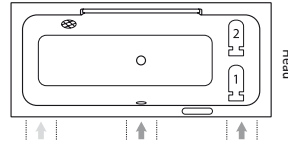


710101

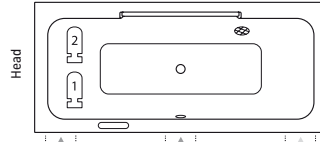
DuraStyle



710296

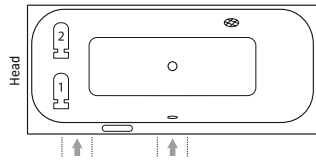


710296, # 710297

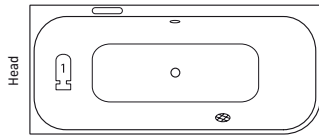


710298, # 710299

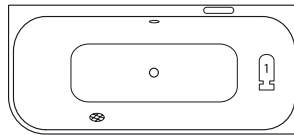
Happy D.2



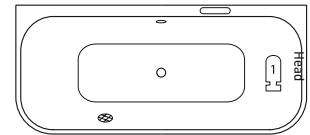
710314



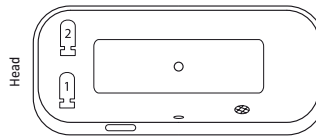
710316



710317

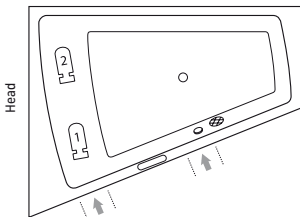


710318

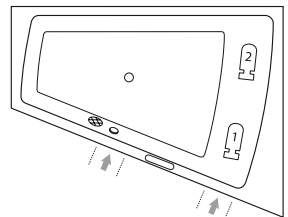


710319

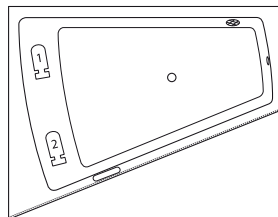
Paiova



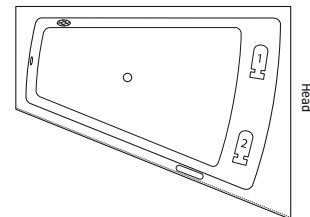
710212, # 710218
710214, # 710220
710216, # 710222



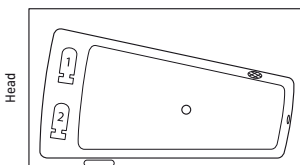
710213, # 710219
710215, # 710221
710217, # 710223



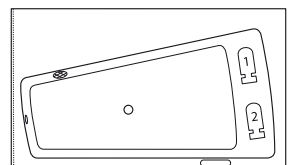
710264, # 710266, # 710268



710265, # 710267, # 710269



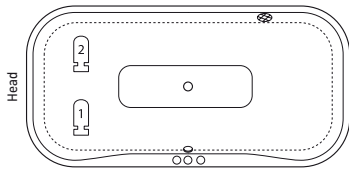
710270



710271

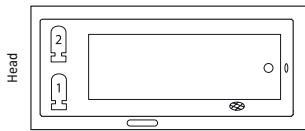
Whirlsystems product information

PuraVida

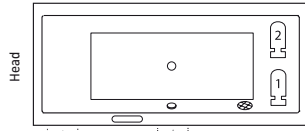


710185

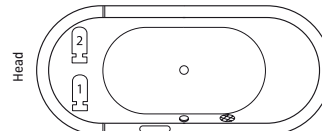
Starck



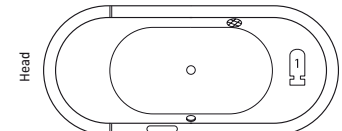
710331, # 710332, # 710333,
710334, # 710335, # 710336,
710337



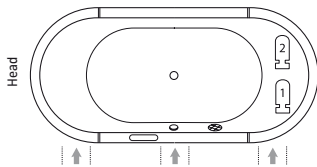
710338, # 710339, # 710340,
710341



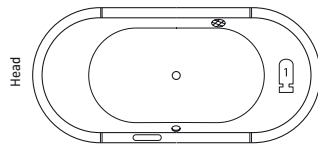
710009



710010

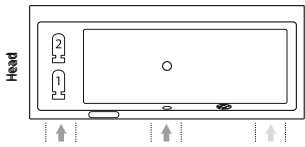


710011

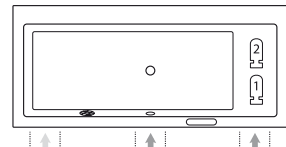


710012

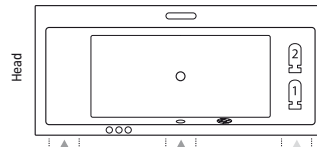
Vero



710133

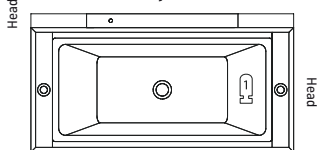


710134

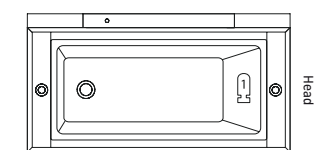


710135, # 710136

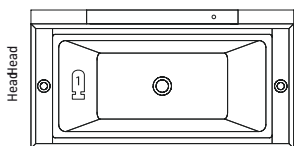
Sundeck with panel



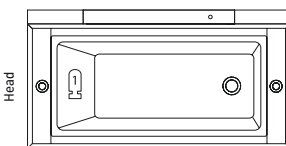
710066



710127



710066



710127

Legend



Blower



Pump



Control panel**



Suction screen



Recommended
equipment covers



Recommended
equipment covers***