



EASYWAY

TACTILE FLOORS for visually impaired and non-sighted users.

3 colours that create the appropriate colour contrasts with the surrounding floor;
4 special patterns to create any route indication.




Yellow **EW 03** 300x300 / 12"x12" NAT RECT

DESIGN

COLORI


Colours | Farben | Couleurs | Colores | Цветов | 种颜色

WHITE EW 05




	Formati Nominali Nominal Sizes 300x300 / 12"x12"		Superficie Finish NAT RECT		Spessore mm Thickness mm 9,5
	Stucchi consigliati Recommended grouts				
	KERAKOLL	02 Grigio Luce			
	MAPEI	111 Grigio Argento			
	LATICRETE	88 Silver Shadow			

YELLOW EW 03



	Formati Nominali Nominal Sizes 300x300 / 12"x12"		Superficie Finish NAT RECT		Spessore mm Thickness mm 9,5
	Stucchi consigliati Recommended grouts				
	KERAKOLL	03 Grigio Perla			
	MAPEI	110 Manhattan			
	LATICRETE	89 Smoke Grey			

ANTHRACITE EW 01



	Formati Nominali Nominal Sizes 300x300 / 12"x12"		Superficie Finish NAT RECT		Spessore mm Thickness mm 9,5
	Stucchi consigliati Recommended grouts				
	KERAKOLL	05 Antracite			
	MAPEI	114 Antracite			
	LATICRETE	45 Raven			

RIASSUNTIVO FORMATI ED IMBALLI

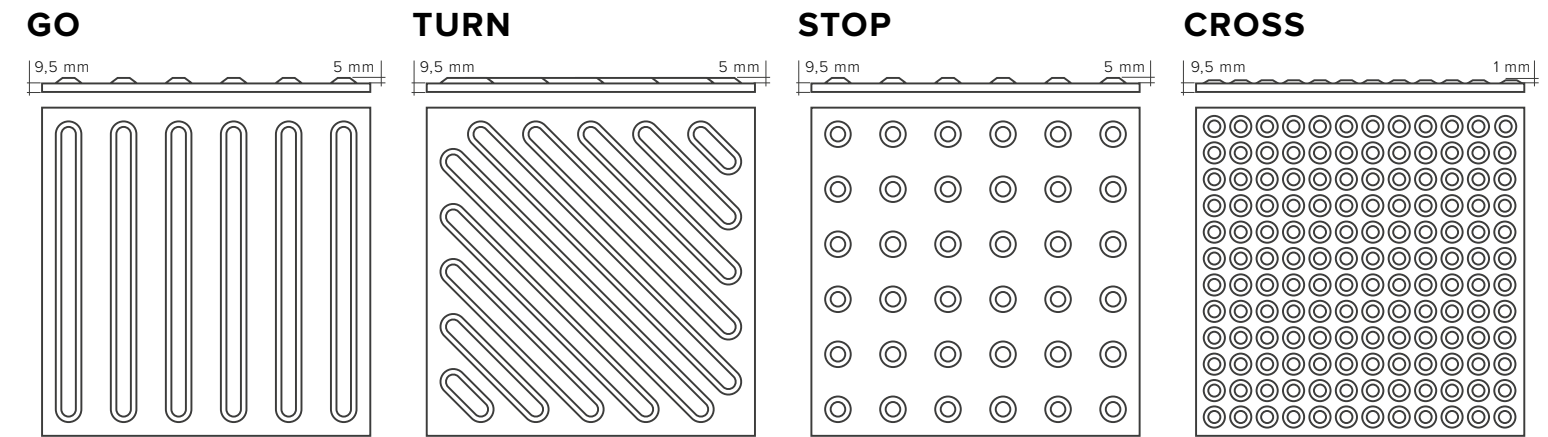
Summary of sizes and packaging | Übersicht über Formate und Verpackungen | Récapitulatif formats et emballages
Sinóptico de formatos y embalajes | Краткая информация о форматах и упаковках | 规格和包装概述

	GO	STOP	TURN	CROSS
	Formati Nominali Nominal Sizes 300x300 12"x12"	300x300 12"x12"	300x300 12"x12"	300x300 12"x12"
	Tutti i formati sono rettificati. All sizes are rectified.			
	Superficie Finish NAT	NAT	NAT	NAT
	WHITE EW 05			
	YELLOW EW 03			
	ANTHRACITE EW 11			
	Peso lordo per scatola Gross weight per box 22,00	22,00	22,00	22,00
	Pezzi per scatola Pieces for box 12	12	12	12
	mq. scatola sqm. box 1,08	1,08	1,08	1,08
	Scatole / Full pallet boxes / Full pallet 30	30	30	30
	mq. pallet sqm. pallet 32,40	32,40	32,40	32,40

DESTINAZIONI D'USO

Applications | Anwendungsbereich | Destination d'emploi | Uso previsto | Назначение | 用途

	Ambienti commerciali interni ad alto traffico Indoor commercial settings with heavy foot traffic	Ambienti commerciali interni a traffico leggero Indoor commercial settings with light foot traffic	Ambienti residenziali Residential settings	Rivestimenti ambienti interni Indoor wall coverings	Pavimenti ambienti esterni Outdoor floor settings	Piani di lavoro Countertops
	Superficie Finish NAT	■	■	-	-	■



Codice di direzione rettilinea - costituito da scanalature rettilinee parallele alla direzione di marcia.

Straight direction indicator - composed of grooves that run in a straight line parallel to the direction the user is walking in.

Codice di svolta - costituito da scanalature posizionate in senso diagonale (45°) che indicano la necessità di svoltare.

Turn indicator - composed of grooves placed diagonally (45°) that indicate the need to turn.

Codice di arresto - costituito da calotte sferiche disposte a reticolo diagonale, in modo da dare una sensazione di netta scomodità, scoraggiandone il calpestio.

Stop indicator - composed of a diagonal network of spherical caps designed to discourage the user from walking over them indicate the need to turn.

Codice di attenzione - costituito da calotte sferiche molto fitte da applicare in senso perpendicolare in prossimità di una variazione di percorso ed indicante pertanto la necessità di prestare attenzione.

Attention indicator - composed of a close-knit network of spherical caps applied perpendicular to the direction the user is walking in, positioned near the points where a route changes in order to draw the user's attention to the variation.

NAT: Naturale | Natural | Natur/unpoliert | Naturelle | Natural | Натуральный | 天然