

SERIE


ETRO

17X114 / 7"X45"


NATURE COLLECTION

NATURE





Etro Light | **P-080**




*Etro Rust | **P-080**



Mosaico Espiga Etro | 28X21 / 11.2"x8.4" | **E-055**

* Cajas con diseños y tonalidades variadas / Different designs and color shades in a box



	PCS/BOX	SQM/BOX	KGS/BOX	BOX/PAL	SQM/PAL	KGS/PAL	BOX/EUR	SQM/EUR	KGS/EUR
17X114 7"x45"	5	0,97	21,00	63	61,11	1.323	60	58,20	1.260
28X21 11.2"x8.4"	7	0,41	7,14	-	-	-	-	-	-