

## FACADES

### **Aesthetics at the service of comfort, safety and energy consumption.**

A estética ao serviço do conforto, da segurança e do consumo energético.  
Esthétique au service du confort, de sécurité et de la consommation d'énergie.

Die Ästhetik im Dienst von Komfort, Sicherheit und Energieverbrauch.  
La estética al servicio del confort, de la seguridad y del consumo de energía.

WALL:  
NEGRO 29.5X88.8X1 CM RET. NATURAL 1032

FLOOR:  
NEGRO 29.5X59.2X0.8 CM RET. CI 1032CI  
NEGRO 29.5X29.5X0.8 CM RET. CI 1032CI





FULL BODY

**WALL / EXTRUDED PORCELAIN TILES**  
 Revestimento / Porcelanato Extrudido , Revêtements / Grès Cérame Étiré  
 Wandfliesen / Extrudiertes Feinsteinzeug , Revestimiento / Gres Porcelánico Extrusionado  
 Настенная Плитка / экструдированный Керамогранит

30x90cm / 11.8"x35.4"



PÉROLA




BEGE



ALUMÍNIO



CINZA CLARO



CINZA ESCURO



PRETO



NEGRO



ALUMÍNIO 29.5X88.8X0.45 CM RET. NATURAL 1028

WALL:  
 CINZA ESCURO 29.5X88.8X0.45 CM RET. NATURAL 1025

FLOOR:  
 CINZA ESCURO 29.5X29.5X0.8 CM RET. CI 1025CI





**Glued Facade (0.45cm)**

With a thickness of just 0.45cm, it is ideal for glued facade systems, allowing the application of ceramic pieces directly on the support, using, for that, suitable glues.

**Fachadas Coladas (0.45cm)**

Com apenas 0.45cm de espessura, é ideal para sistemas de fachadas coladas, permitindo a aplicação das peças cerâmicas diretamente sobre o suporte, usando para isso colas adequadas.

**Façades Collées (0.45cm)**

Avec seulement 0.45cm d'épaisseur, il est idéal pour les systèmes de façades collées, permettant l'application d'une céramique directement sur les pièces de support, en utilisant des colles appropriés.

**Geklebte Fassaden (0.45cm)**

Mit einer Stärke von nur 0.45cm ist es ideal für geklebte Fassadensysteme, so dass die Anwendung von Keramikfliesen direkt auf den Untergrund möglich ist, mit dafür geeigneten Kleber.


**Fachadas Pegadas (0.45cm)**

Con solamente 0.45cm de espesor, es ideal para sistemas de fachadas pegadas, lo que permite la aplicación de piezas de cerámica directamente sobre el soporte, usando los pegamentos adecuados.


WALL:  
ALUMÍNIO 29.5X88.8X0.45 CM RET. NATURAL 1028  
FLOOR:  
ALUMÍNIO 29.5X29.5X0.8 CM RET. CI 1028CI



**PÉROLA** Natural  
29.5x88.8x0.45 cm ret. 1014 | K25




**BEGE** Natural  
29.5x88.8x0.45 cm ret. 1035 | K25




**ALUMÍNIO** Natural  
29.5x88.8x0.45 cm ret. 1028 | K25



**CINZA CLARO** Natural  
29.5x88.8x0.45 cm ret. 1020 | K25



**CINZA ESCURO** Natural  
29.5x88.8x0.45 cm ret. 1025 | K25



**PRETO** Natural  
29.5x88.8x0.45 cm ret. 1030 | K25



**NEGRO** Natural  
29.5x88.8x0.45 cm ret. 1032 | K25

SIZES (CM)	PIECES / BOX	SQM / BOX	WEIGHT / BOX	BOX / PALLET	SQM / PALLET	WEIGHT / PALLET
Dimensão / Format Maße / Formato Размеры	Peças / Caixa . Pièces / Boîte Stück / Karton . Piezas / Caja Штук / Коробка	M <sup>2</sup> / Caixa . M <sup>2</sup> / Boîte M <sup>2</sup> / Karton . M <sup>2</sup> / Caja Кв.м / Коробка	Peso / Caixa . Poids / Boîte Gewicht / Karton . Peso / Caja Вес / Коробка	Caixa / Paleta . Boîte / Palette Kartons / Palette . Caja / Pallet Коробок / Поддон	M <sup>2</sup> / Paleta . M <sup>2</sup> / Palette M <sup>2</sup> / Palette . M <sup>2</sup> / Pallet Кв.м / Поддон	Peso / Paleta . Poids / Palette Gewicht / Palette . Peso / Pallet Вес / Поддон
29.5x88.8x0.45 ret.	8	2.090	21.80	25	52.250	560



**Ventilated Facade (1cm)**

High performance range with 1cm of thickness, ideal for ventilated facade systems fixed on aluminium supports, enabling solutions of hidden or semi-hidden fixations.

**Fachadas Ventiladas (1cm)**

Gama de elevada performance com 1cm de espessura, ideal para sistemas de fachadas ventiladas de fixação ao suporte de alumínio, servindo soluções de fixação oculta ou semi-oculta.

**Façades Ventilées (1cm)**

Gamme de haute performance avec 1cm d'épaisseur, idéal pour les systèmes de façade ventilée de fixation à l'étrier en aluminium, servant des solutions de fixation caché ou semi-caché.

**Belüftete Fassaden (1cm)**

Sortiment im hohen Leistungsbereich mit 1cm Stärke, ideal für hinterlüftete Fassadensysteme auf Aluminiumträger, für Lösungen mit versteckten oder halb versteckten Befestigungssystemen.

**Fachadas Ventiladas (1cm)**

Gama de alta performance con 1cm de espesor, ideal para sistemas de fachadas ventiladas de fijación al soporte de aluminio, sirve soluciones de fijación oculta o semi oculta.


NEGRO 29.5X88.8X1 CM RET. NATURAL 1032




**PÉROLA** Natural  
29.5x88.8x1 cm ret. 1014 | K27




**CINZA CLARO** Natural  
29.5x88.8x1 cm ret. 1020 | K27




**BEGE** Natural  
29.5x88.8x1 cm ret. 1035 | K28



**CINZA ESCURO** Natural  
29.5x88.8x1 cm ret. 1025 | K27



**ALUMÍNIO** Natural  
29.5x88.8x1 cm ret. 1028 | K29



**PRETO** Natural  
29.5x88.8x1 cm ret. 1030 | K28



**NEGRO** Natural  
29.5x88.8x1 cm ret. 1032 | K29

SIZES (CM)	PIECES / BOX	SQM / BOX	WEIGHT / BOX	BOX / PALLET	SQM / PALLET	WEIGHT / PALLET
Dimensão / Format Maße / Formato Размеры	Peças / Caixa . Pièces / Boîte Stück / Karton . Piezas / Caja Штук / Коробка	M <sup>2</sup> / Caixa . M <sup>2</sup> / Boîte M <sup>2</sup> / Karton . M <sup>2</sup> / Caja Кв.м / Коробка	Peso / Caixa . Poids / Boîte Gewicht / Karton . Peso / Caja Вес / Коробка	Caixa / Paleta . Boîte / Palette Kartons / Palette . Caja / Pallet Коробок / Поддон	M <sup>2</sup> / Paleta . M <sup>2</sup> / Palette M <sup>2</sup> / Palette . M <sup>2</sup> / Pallet Кв.м / Поддон	Peso / Paleta . Poids / Palette Gewicht / Palette . Peso / Pallet Вес / Поддон
29.5x88.8x1 ret.	3	0.780	18.75	28	21.840	540