

FOREST

MONOPOROSA / WALL TILES




FOREST CHELSEA NUT
31,6x59,2x1,1cm P3219287 / 100173327 G235
Butech recomienda junta / Butech recommends joint:
Colorstuk Rapid n Tabaco B22502011 / 100004304



FOREST CHELSEA CAMEL
31,6x59,2x1,1cm P3219289 / 100173326 G235
Butech recomienda junta / Butech recommends joint:
Colorstuk Rapid n Tabaco B22502011 / 100004304



FOREST SLATE
31,6x59,2x1,1cm P3219290 / 100173335 G235
Butech recomienda junta / Butech recommends joint:
Colorstuk Rapid n Antracita B22502005 / 100004298



FOREST SILVER
31,6x59,2x1,1cm P3219286 / 100173319 G287
Butech recomienda junta / Butech recommends joint:
Colorstuk Rapid n Cemento B22502004 / 100004297



FOREST MARMÍ CHINA
31,6x59,2x1,1cm P3219285 / 100173334 G235
Butech recomienda junta / Butech recommends joint:
Colorstuk Rapid n Blanco B22501001 / 100004294



FOREST CARRARA BLANCO
31,6x59,2x1,1cm P3219288 / 100173324 G235
Butech recomienda junta / Butech recommends joint:
Colorstuk Rapid n Blanco B22501001 / 100004294

DOVER · DOVER MODERN LINE


MONOPOROSA / WALL TILES



DOVER ACERO
31,6x59,2x0,9cm P3219280 / 100157353 G226
Butech recomienda junta / Butech recommends joint:
Colorstuk Rapid n Manhattan B22502002 / 100004295



DOVER MODERN LINE ACERO
31,6x59,2x1,14cm P3219281 / 100157373 G233
Butech recomienda junta / Butech recommends joint:
Colorstuk Rapid n Manhattan B22502002 / 100004295



DOVER CALIZA
31,6x59,2x0,9cm P3219283 / 100157356 G226
Butech recomienda junta / Butech recommends joint:
Colorstuk Rapid n Gris B22502013 / 100004305



DOVER MODERN LINE CALIZA
31,6x59,2x1,14cm P3219282 / 100157374 G233
Butech recomienda junta / Butech recommends joint:
Colorstuk Rapid n Gris B22502013 / 100004305



DOVER ANTIQUE

MONOPOROSA / WALL TILES



DOVER ANTIQUE
31,6x59,2x0,9cm P3219277 / 100157355 G233
Butech recomienda junta / Butech recommends joint:
Colorstuk Rapid n Cemento B22502004 / 100004297

EMBALAJE / PACKING

FORMATO cm	PZ/CJ	MZ/CJ	CJ/PAL	MZ/PAL	*KG/CJ	*KG/PAL	Adhesivo
31,6x59,2cm	4	0,7	72	50,14	12,08	839,49	Ff-one n

*valores aproximados. *approximated values.


EMBALAJE / PACKING

FORMATO cm	PZ/CJ	MZ/CJ	CJ/PAL	MZ/PAL	*KG/CJ	*KG/PAL	Adhesivo
31,6x59,2cm	6	1,13	72	81,22	15,72	1131,84	Ff-one n
31,6x59,2cm Modern	5	0,94	72	67,68	14,35	1033,2	Ff-one n

*valores aproximados. *approximated values.



PAVIMENTO COMBINABLE: SERIE DOVER 44,3x44,3cm · PAG.191
FLOOR TILES COMBINATIONS: DOVER SERIES 44,3x44,3cm · PAG.191
- DOVER ANTIQUE ESTÁ FORMADO POR 9 DECORADOS DISTINTOS ALEATORIOS.
- DOVER ANTIQUE RANGE IS MADE IN 9 DIFFERENT RANDOM PATTERNS.



REVESTIMIENTOS WALL TILES

REVESTIMIENTOS WALL TILES