



FS Blume

Single fired floor tiles




FS Fringe Sage



FS Blume Sage



FS Blume White



FS Blume Black

FS Blume

Single fired floor tiles

FS Blume

Single fired floor tiles



FS Blume White



FS Blume Black



FS Blume Blue



FS Blume Sage




M. FS FRINGE White



M. FS FRINGE Black



M. FS FRINGE Blue



M. FS FRINGE Sage



D. FS FRINGE White



D. FS FRINGE Black




D. FS FRINGE Blue



D. FS FRINGE Sage

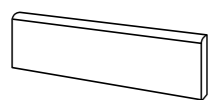
FS BLUME



10 patterns


45 * 45 * 1,05 cm | 18 * 18"

NO RECTIFIED	NATURAL
	BN14
BLACK	27228
BLUE	27226
SAGE	27227
WHITE	27229



Rodapie - Skirting (R. FS 0)
8 * 45 cm | 3 * 18" P8

D. FS FRINGE




gloss 12 * 24 * 0,9 cm | 5 * 9"

NO RECTIFIED	NATURAL
	P6
D. FS FRINGE BLACK	26335
D. FS FRINGE BLUE	26334
D. FS FRINGE SAGE	26336
D. FS FRINGE WHITE	26333



27779 L. FS BRASS/22,3 _
22,3 * 1 cm | 9 * 0,4" _ P43

M. FS FRINGE



gloss 5 * 24 cm | 2 * 9"

NO RECTIFIED	NATURAL
	P14
M. FS FRINGE BLACK	27937
M. FS FRINGE BLUE	27938
M. FS FRINGE SAGE	27939
M. FS FRINGE WHITE	27940

CARACTERÍSTICAS TÉCNICAS | TECHNICAL CHARACTERISTICS

joint	versatile	mat
diferent shades	shade variation	various graphics

CARACTERÍSTICAS TÉCNICAS ANTIDESLIZAMIENTO | ANTI-SLIP CHARACTERISTICS

Ensayo Essay	Características Features	Resultado Result
DIN 51130	Ángulo crítico (Pies calzados) Critical angle (footwear)	R9
UNE-ENV 12633	Antideslizamiento (Test del péndulo) Slip resistance (Pendulum test)	Class 1
ANSI A.1371	Coficiente de Fricción Dinámico Dynamic Coefficient of Friction (DCOF)	>0,42
ISO 10545-7	Resistencia a la Abrasión Superficial/Resistance to Surface Abrasion	PEI 4

EMBALAJE | PACKING

(Los pesos aquí reflejados pueden sufrir ligeras variaciones en función del lote de producción. Weights shown here may slightly vary depending on the production lot.)

Formato Sizes	Cajas Boxes			Pallet				Cont./20' 21500 kg.	Cont./20' 24000 kg.
	Piezas	m ² / sq.m	kg	Cajas	m ² / sq.m	kg	Tamaño cm aprox.		
cm									
45 * 45 * 1,05	5	1	23,139	66	66	1551	120 * 80 * 105	914,89	1021,28
inch	Units	ft ²	lb	Boxes	ft ²	lb	Sizes inch approx.	ft ²	ft ²
17 11/16 * 17 11/16 * 7/16	5	10,76	51,02	66	710,42	3419,96	47 1/4 * 31 1/2 * 41 5/16	9847,91	10993,02