




FS Roots

Single fired floor tiles



Fs Raku Cream



Fs Roots 3



FS Roots

Single fired floor tiles



FS Raku Blue



FS Roots 1

FS Roots

Single fired floor tiles



FS Roots 0



FS Roots 1



FS Roots 2



FS Roots 3



FS Roots 4



M. FS FRINGE White




M. FS FRINGE Black




M. FS FRINGE Blue



M. FS FRINGE Sage



D. FS FRINGE White



D. FS FRINGE Black




D. FS FRINGE Blue



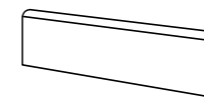
D. FS FRINGE Sage

FS ROOTS



45 * 45 * 1,05 cm | 18 * 18"

NO RECTIFIED	NATURAL
FS ROOTS 0	29295
FS ROOTS 1	28888
FS ROOTS 2	28889
FS ROOTS 3	28890
FS ROOTS 4	28891



Rodapie - Skirting (R. FS ROOTS 0)
8 * 45 cm | 3 * 18" P8



12 * 24 * 0,9 cm | 5 * 9"

NO RECTIFIED	NATURAL
D. FS FRINGE BLACK	26335
D. FS FRINGE BLUE	26334
D. FS FRINGE SAGE	26336
D. FS FRINGE WHITE	26333



5 * 24 cm | 2 * 9"

NO RECTIFIED	NATURAL
M. FS FRINGE BLACK	27937
M. FS FRINGE BLUE	27938
M. FS FRINGE SAGE	27939
M. FS FRINGE WHITE	27940



27779 L. FS BRASS/22,3 _
22,3 * 1 * 1 cm | 9 * 0,4" _ P43

CARACTERÍSTICAS TÉCNICAS | TECHNICAL CHARACTERISTICS

joint	versatile	matt	different shades	shade variation	various graphics

CARACTERÍSTICAS TÉCNICAS ANTIDESLIZAMIENTO | ANTI-SLIP CHARACTERISTICS

Ensayo Essay	Características Features	Resultado Result
DIN 51130	Ángulo crítico (Pies calzados) Critical angle (footwear)	R9
BS 7976-2	Antideslizamiento (Test del péndulo) Slip resistance (Pendulum test-PTV)	+ 36 Wet
UNE-ENV 12633	Antideslizamiento (Test del péndulo) Slip resistance (Pendulum test)	Class 1
ANSI A137.1	Coefficiente de Fricción Dinámico Dynamic Coefficient of Friction (DCOF)	> 0,42
ISO 10545-7	Resistencia a la Abrasión Superficial/Resistance to Surface Abrasion	PEI 4

EMBALAJE | PACKING

(Los pesos aquí reflejados pueden sufrir ligeras variaciones en función del lote de producción. Weights shown here may slightly vary depending on the production lot.)

Formato Sizes	Cajas Boxes			Pallet			Cont./20' 21500 kg.		Cont./20' 24000 kg.
	Piezas	m ² / sq.m	kg	Cajas	m ² / sq.m	kg	Tamaño cm aprox.	m ² / sq.m	m ² / sq.m
cm									
45 * 45 * 1,05	5	1	23,139	66	66	1551	120 * 80 * 105	914,89	1021,28
inch	units	ft ²	lb	Boxes	ft ²	lb	Sizes Inch approx.	ft ²	ft ²
17 11/16 * 17 11/16 * 7/16	5	10,76	51,02	66	710,42	3419,96	47 1/4 * 31 1/2 * 41 5/16	9847,91	10993,02