




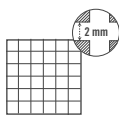
120x120 cm.
47.2x47.2 inches
Gea-R ABIC
G.171



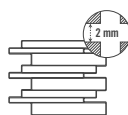
80x80 cm.
31.5x31.5 inches
Gea-R ABIC
G.161



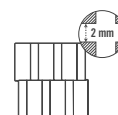
60x60 cm.
23.6x23.6 inches
Gea ABIC
G.192
59,3x59,3 cm.
23.3x23.3 inches
Gea-R ABIC
G.158



(*) 30x30 cm.
11.8x11.8 inches
Mosaico Gea ABIC
G.94



(*) 30x30 cm.
11.8x11.8 inches
Mosaico Rheico ABIC
G.61



(*) 30x30 cm.
11.8x11.8 inches
Mosaico Amasia ABIC
G.61



El peldaño y el gradone pueden servirse con o sin rayado de hendidura. También disponibles en ángulo.
The staircase step and gradone can be sold with or without the ribbed notch. Angle is also available.

ANTIDESLIZANTE. Con el fin de dar una mayor seguridad en aquellas áreas transitables, cuyas condiciones de humedad y pendientes son mayores de lo habitual, hemos realizado las pruebas de ensayo según las normas: UNE 41901:2017 EX, UNE 41902:2017 EX, DIN 51130, DIN 51097, DCOF, BS 7976-2:2002. Para más información, consultar nuestro departamento técnico.

SLIP RESISTANCE. With the purpose of providing increased safety in areas of pedestrian foot traffic where moisture and/or slopes are greater than normal, we have carried out tests according to the norms: UNE 41901:2017 EX, UNE 41902:2017 EX, DIN 51130, DIN 51097, DCOF, BS 7976-2:2002. For more information on this, contact our Technical Department.



CL 2
R 10
CL B
+ 36
+ 0.42

GEA	FORMATOS	SIZE	CAJA / BOX				PALET / PALLET				
			PIEZAS / PIECES	M ²	ML	KG	CAJA / BOX	M ²	ML	KG	
	-	30x30 cm. Mosaico	11.8x11.8 inches	12	1,08	-	20,30	30	32,40	-	608,85
	8,8	59,3x59,3 cm.	23.3x23.3 inches	4	1,406	-	28,03	36	50,52	-	1009,08
	8,8	60x60 cm.	23.6x23.6 inches	4	1,44	-	28,7	36	51,84	-	1033,20
	10,5	80x80 cm.	31.5x31.5 inches	2	1,28	-	31,50	36	46,08	-	1134
	11	120x120 cm.	47.2x47.2 inches	1	1,44	-	36,125	38	54,72	-	1400
	G.916	9,4x59,3 cm	3.7x23.3 inches	20	-	11,86	22,29	56	-	664,16	1248,24
	G.915	9,4x60 cm	3.7x23.6 inches	20	-	12	22,5	56	-	672	1260
	G.54	9,4x80 cm	3.7x31.5 inches	15	-	12	21,60	54	-	648	1166,40
	G.67	9,4x120 cm	3.7x47.2 inches	10	-	12	28,2	36	-	432	1015,2
	G.81	33x59,3 cm	13x23.3 inches	1	-	0,59	5,27	-	-	-	-
	G.80	33x60 cm	13x23.6 inches	1	-	0,60	5,30	-	-	-	-
	G.83	33x80 cm	13x31.5 inches	1	-	0,80	6,5	-	-	-	-
	G.92	33x120 cm	13x47.2 inches	1	-	1,20	10	-	-	-	-
	G.910	33x59,3 cm	13x23.3 inches	1	-	0,59	6	-	-	-	-
	G.89	33x60 cm	13x23.6 inches	1	-	0,60	6,10	-	-	-	-
	G.85	33x80 cm	13x31.5 inches	1	-	0,80	7	-	-	-	-
	G.902	33x120 cm	13x47.2 inches	1	-	1,20	10	-	-	-	-


CREMA



MOSTAZA




NUEZ




CENIZA




GRIS





120x120 cm.
47.2x47.2 inches
Janty-R ABIC
G.171



80x80 cm.
31.5x31.5 inches
Janty-R ABIC
G.161



60x60 cm.
23.6x23.6 inches
Janty ABIC
G.192
59,3x59,3 cm.
23.3x23.3 inches
Janty-R ABIC
G.158

El peldaño y el gradone pueden servirse con o sin rayado de hendidura. También disponibles en ángulo.
The staircase step and gradone can be sold with or without the ribbed notch. Angle is also available.




ANTIDESLIZANTE. Con el fin de dar una mayor seguridad en aquellas áreas transitables, cuyas condiciones de humedad y pendientes son mayores de lo habitual, hemos realizado las pruebas de ensayo según las normas: UNE 41901:2017 EX, UNE 41902:2017 EX, DIN 51130, DIN 51097, DCOF, BS 7976-2:2002. Para más información, consultar nuestro departamento técnico.

SLIP RESISTANCE. With the purpose of providing increased safety in areas of pedestrian foot traffic where moisture and/or slopes are greater than normal, we have carried out tests according to the norms: UNE 41901:2017 EX, UNE 41902:2017 EX, DIN 51130, DIN 51097, DCOF, BS 7976-2:2002. For more information on this, contact our Technical Department.




CL 2
R 10
CL B
+ 36
+ 0.42


JANTY	+	CAJA / BOX						PALET / PALLET			
		FORMATOS	SIZE	PIEZAS / PIECES	M ²	ML	KG	CAJA / BOX	M ²	ML	KG
	8,8	59,3x59,3 cm.	23.3x23.3 inches	4	1,406	-	28,03	36	50,52	-	1009,08
	8,8	60x60 cm.	23.6x23.6 inches	4	1,44	-	28,7	36	51,84	-	1033,20
	10,5	80x80 cm.	31.5x31.5 inches	2	1,28	-	31,50	36	46,08	-	1134
	11	120x120 cm.	47.2x47.2 inches	1	1,44	-	36,125	38	54,72	-	1400
	G.916	9,4x59,3 cm	3.7x23.3 inches	20	-	11,86	22,29	56	-	664,16	1248,24
	G.915	9,4x60 cm	3.7x23.6 inches	20	-	12	22,5	56	-	672	1260
	G.54	9,4x80 cm	3.7x31.5 inches	15	-	12	21,60	54	-	648	1166,40
	G.67	9,4x120 cm	3.7x47.2 inches	10	-	12	28,2	36	-	432	1015,2
	G.81	33x59,3 cm	13x23.3 inches	1	-	0,59	5,27	-	-	-	-
	G.80	33x60 cm	13x23.6 inches	1	-	0,60	5,30	-	-	-	-
	G.83	33x80 cm	13x31.5 inches	1	-	0,80	6,5	-	-	-	-
	G.92	33x120 cm	13x47.2 inches	1	-	1,20	10	-	-	-	-
	G.910	33x59,3 cm	13x23.3 inches	1	-	0,59	6	-	-	-	-
	G.89	33x60 cm	13x23.6 inches	1	-	0,60	6,10	-	-	-	-
	G.85	33x80 cm	13x31.5 inches	1	-	0,80	7	-	-	-	-
	G.902	33x120 cm	13x47.2 inches	1	-	1,20	10	-	-	-	-




30x30 cm. aprox 11.8x11.8 inches approx




(*) Mosaico Gea ABIC Crema G.94




(*) Mosaico Gea ABIC Mostaza G.94



(*) Mosaico Gea ABIC Nuez G.94




(*) Mosaico Gea ABIC Ceniza G.94




(*) Mosaico Gea ABIC Gris G.94



(*) Mosaico Rheico ABIC Crema G.61




(*) Mosaico Rheico ABIC Mostaza G.61




(*) Mosaico Rheico ABIC Nuez G.61




(*) Mosaico Rheico ABIC Ceniza G.61




(*) Mosaico Rheico ABIC Gris G.61




(*) Mosaico Amasia ABIC Crema G.61




(*) Mosaico Amasia ABIC Mostaza G.61



(*) Mosaico Amasia ABIC Nuez G.61



(*) Mosaico Amasia ABIC Ceniza G.61



(*) Mosaico Amasia ABIC Gris G.61



ANTIDESLIZANTE. Con el fin de dar una mayor seguridad en aquellas áreas transitables, cuyas condiciones de humedad y pendientes son mayores de lo habitual, hemos realizado las pruebas de ensayo según las normas: UNE 41901:2017 EX, UNE 41902:2017 EX, DIN 51130, DIN 51097, DCOF, BS 7976-2:2002. Para más información, consultar nuestro departamento técnico.

SLIP RESISTANCE. With the purpose of providing increased safety in areas of pedestrian foot traffic where moisture and/or slopes are greater than normal, we have carried out tests according to the norms: UNE 41901:2017 EX, UNE 41902:2017 EX, DIN 51130, DIN 51097, DCOF, BS 7976-2:2002. For more information on this, contact our Technical Department.



CL 2
R 10
CL B
+ 36
+ 0.42

GEA	FORMATOS			CAJA / BOX				PALET / PALLET			
	+	SIZE	PIEZAS / PIECES	M ²	ML	KG	CAJA / BOX	M ²	ML	KG	
	-	30x30 cm. Mosaico	11.8x11.8 inches	12	1,08	-	20,30	30	32,40	-	608,85





Gea-R ABIC Gris 120x120 cm / Janty-R ABIC Gris 120x120 cm



Janty-R ABIC Mostaza 59,3x59,3 cm





Janty-R ABIC Nuez · 59,3x59,3 cm / Mosaico Amasia ABIC Nuez · 30x30 cm / Paola Blanco-B · 20x20 cm