

GEA

COLOR BODY PORCELAIN TILE

GRES PORCELLANATO COLORATO IN MASSA / GRÈS CÉRAME TEINTÉ DANS LA MASSE / EINGEFÄRBTES FEINSTEINZEUG
GRES PORCELÁNICO COLOREADO EN MASA / КЕРАМОГРАНИТ ОКРАШЕННЫЙ В МАССЕ / 彩色通体瓷质砖

CONFORME / ACCORDING TO / CONFORME / KONFORM / CONFORME / СООТВЕТСТВУЕТ / 合格

UNI EN 14411 – G B1a




AV

S

AG

G



120x120 - 90x90 - 60x120 - 60x60 - 30x60 | 48"x48" - 36"x36" - 24"x48" - 24"x24" - 12"x24"



















GEA




GEA6 DK 12MS AV
60x120 - 24"x48"



MK.GEA6 DK 30AV
30x30 - 12"x12"



AV



120x120
48"x48"

GEA6 120AV RM



60x120
24"x48"

GEA6 12AV RM



90x90
36"x36"

GEA6 90AV RM



60x60
24"x24"

GEA6 60AV RM



30x60
12"x24"

GEA6 36AV RM



30x30
12"x12"

MK.GEA6 30AV




GEA6 DK 12MS S
60x120 - 24"x48"



MK.GEA6 DK 30S
30x30 - 12"x12"



S



120x120
48"x48"

GEA6 120S RM



60x120
24"x48"

GEA6 12S RM



90x90
36"x36"

GEA6 90S RM



60x60
24"x24"

GEA6 60S RM



30x60
12"x24"

GEA6 36S RM




30x30
12"x12"

MK.GEA6 30S

GEA




GEA6 DK 12MS AG
60x120 - 24"x48"



MK.GEA6 DK 30AG △ 4



AG



120x120
48"x48"



60x120
24"x48"



90x90
36"x36"



60x60
24"x24"



30x60
12"x24"



30x30
12"x12"

GEA6 120AG RM

GEA6 12AG RM

GEA6 90AG RM

GEA6 60AG RM

GEA6 36AG RM

MK.GEA6 30AG




GEA6 DK 12MS G
60x120 - 24"x48"



MK.GEA6 DK 30G
30x30 - 12"x12"



G



120x120
48"x48"

GEA6 120G RM



60x120
24"x48"

GEA6 12G RM



90x90
36"x36"

GEA6 90G RM



60x60
24"x24"

GEA6 60G RM



30x60
12"x24"

GEA6 36G RM



30x30
12"x12"

MK.GEA6 30G





			AV	S	AG	G
6x60 2.4"x24"		△	GEA6 BT60AV	GEA6 BT60S	GEA6 BT60AG	GEA6 BT60G
6x90 2.4"x36"		△	GEA6 BT90AV	GEA6 BT90S	GEA6 BT90AG	GEA6 BT90G
6x120 2.4"x48"		△	GEA6 BT120AV	GEA6 BT120S	GEA6 BT120AG	GEA6 BT120G
120x32,5 48"x12.8"		△	GEA6 G120AV	GEA6 G120S	GEA6 G120AG	GEA6 G120G

IMBALLI

PACKAGING / EMBALLAGES / VERPACKUNGEN / EMBALAJES / УПАКОВКИ / 包装

FORMATO NOMINALE NOMINAL SIZE	BORDO EDGE	SPESSORE THICKNESS	SCATOLA BOX			PALLET		
			PZ/PCS	MQ/SM	KG	BOX/BOXES	MQ/SM	KG
120x120 - 48"x48"	rectified	6,5	2	2,88	45,22	30	86,40	1376,75
90x90 - 36"x36"	rectified	6,5	3	2,43	37,25	22	53,46	839,50
60x120 - 24"x48"	rectified	6,5	4	2,88	44,91	16	46,08	738,60
60x60 - 24"x24"	rectified	6,5	5	1,80	26,00	32	57,60	852,00
30x60 - 12"x24"	rectified	6,5	9	1,62	23,50	40	64,80	960,00
30x30 - 12"x12" mosaic	rectified	6,5	6	0,54	7,48	72	38,88	558,42

CARATTERISTICHE TECNICHE SPECIFICHE

TECHNICAL FEATURES SPECIFICATIONS / CARACTÉRISTIQUES TECHNIQUES SPÉCIFIQUE / TECHNISCHE EIGENSCHAFTEN
CARACTERÍSTICAS TÉCNICAS ESPECÍFICAS / ТРЕБУЕМЫЕ ТЕХНИЧЕСКИЕ ХАРАКТЕРИСТИКИ / 特殊技术规格

	DIN 51130 (R)	DIN 51097 (A+B+C)	BCR REP. CEC 6/81		DM 14/6/89 N. 236		PENDULUM TEST BS (INGLESE)	PENDULUM TEST AS/NZS 4856:2004 (AUSTRALIANO)	PENDULUM TEST UNE ENV 12633:2003 (SPAGNOLO)	BOT 3000 (DCOF)
			g.a.	g.b.	c.a.	g.b.				
GEA	R10	A	>0,4	>0,4	>0,4	>0,4	>36	>35	1	>0,42






GEA



AV



S



AG



G




90x90
36"x36"



60x60
24"x24"



GEA 90AV AS RM	GEA 60AV AS RM
GEA 90S AS RM	GEA 60S AS RM
GEA 90AG AS RM	GEA 60AG AS RM
GEA 90G AS RM	GEA 60G AS RM



AV S AG G

60x60 24"x24"	20		△ 2	GEA SB60AV AS	GEA SB60S AS	GEA SB60AG AS	GEA SB60G AS
90x90 36"x36"	20		△ 1	GEA SB90AV AS	GEA SB90S AS	GEA SB90AG AS	GEA SB90G AS
33x60 13"x24"	20		△ 2	GEA GR336AV AS	GEA GR336S AS	GEA GR336AG AS	GEA GR336G AS
20x60 8"x24"	20		△ 4	GEA AZ60AV AS	GEA AZ60S AS	GEA AZ60AG AS	GEA AZ60G AS
30x60 12"x24"	20		△ 2	GEA S60AV AS	GEA S60S AS	GEA S60AG AS	GEA S60G AS
30x60 12"x24"	20		△ 2	GEA TOP60AV AS	GEA TOP60S AS	GEA TOP60AG AS	GEA TOP60G AS
30x60 12"x24"	20		△ 2	GEA BP60AV AS	GEA BP60S AS	GEA BP60AG AS	GEA BP60G AS
20x60 8"x24"	20		△ 2	GEA GP60AV AS	GEA GP60S AS	GEA GP60AG AS	GEA GP60G AS

IMBALLI

PACKAGING / EMBALLAGES / VERPACKUNGEN / EMBALAJES / УПАКОВКИ / 包装

FORMATO NOMINALE NOMINAL SIZE	BORDO EDGE	SPESSORE THICKNESS	SCATOLA BOX			PALLET		
			PZ/PCS	MQ/SM	KG	BOX/BOXES	MQ/SM	KG
90x90 - 36"x36"	rectified	20	1	0,81	37,35	30	24,30	1140,50
60x60 - 24"x24"	rectified	20	2	0,72	33,15	32	23,04	1080,80

CARATTERISTICHE TECNICHE SPECIFICHE

TECHNICAL FEATURES SPECIFICATIONS / CARACTÉRISTIQUES TECHNIQUES SPÉCIFIQUE / TECHNISCHE EIGENSCHAFTEN
CARACTERÍSTICAS TÉCNICAS ESPECIFICAS / ТРЕБУЕМЫЕ ТЕХНИЧЕСКИЕ ХАРАКТЕРИСТИКИ / 特殊技术规格

	DIN 51130 (R)	DIN 51097 (A+B+C)	BCR REP. CEC 6/81		DM 14/6/89 N. 236		PENDULUM TEST BS (INGLESE)	PENDULUM TEST AS/NZS 4856:2004 (AUSTRALIANO)	PENDULUM TEST UNE ENV 12633:2003 (SPAGNOLO)	BOT 3000 (DCOF)
			g.a.	g.b.	c.a.	g.b.				average value
GEA AS	R11	B+C	>0,4	>0,4	>0,4	>0,4	>36	>45	3	>0,42