

 **HANSA**

experience water



HANSADISC

CLASSIC AND MODERN.
BEAUTIFULLY COMBINED.





HIGH QUALITY WITHOUT
CHASING EVERY TREND.
HANSADISC.



QUALITY Excellent longevity, greatest satisfaction.

GREEN RESPONSIBILITY Technologies for the future.

SAVING WATER Every day anew.



Fashions and trends come and go. But real values are forever: style and elegance, excellent materials, quality workmanship and reliability. The HANSADISC range combines traditional truths and values with a cutting-edge, yet timeless design. With its classic-modern stylistic vocabulary and characteristic gentle curves, HANSADISC is perfectly harmonized with the latest ceramic trends in basin and bathtub design. Soft, organic shapes experience a renaissance and create an atmosphere of comfort in every bathroom by adding some visual warmth.

But HANSADISC is more than just an impressive statement for timeless design. It is also the ultimate proof that design, quality and sustainability can be blended perfectly. Resource friendly manufacturing procedures and durable, environmentally friendly product concepts go hand in hand. HANSA fittings are silent and easy to maintain, while preserving water quality and guaranteeing maximum hygiene.



The HANSA Green Responsibility philosophy stands for cutting-edge, ecological, intelligent and water-saving fitting technology.



THE MOST ELEGANT WAY TO BE TIMELESS.

The nicest thing about **HANSADISC** is that the fittings do not conflict with the interior design and bathroom style – whether modern or classic. The **HANSADISC** basin fitting and the **HANSAPUREJET** shower set can be perfectly integrated into the original design, thus blending elegantly with the overall theme.

HANSADISC offers both exposed and concealed installation fittings to guarantee timeless and stylish shower solutions. The **HANSAPUREJET** shower range with its light and elegant appearance is perfectly suited to **HANSADISC** – various hand showers, shower sets and wall bars, all with the same look and feel.



Timeless and impressive design:
HANSADISC is the archetype of the
basin fitting, a modern classic in the
true sense of the word.



Perfectly equipped:
HANSADISC as the elegant
addition for each bidet.



Two, which are perfectly har-
monized in form and function:
HANSADISC and the
HANSAPUREJET set.
Concealed version with trim kit
for HANSADISC shower fitting
(image above).
Exposed solution with concealed
connections (image right).



A CLASSIC AND CLASSY CHOICE.

HANSADISC combines values, thus offering additional value to the customer. On the one hand, it is the design which is always pleasing to the eyes. As HANSADISC is at the very pinnacle of elegance and class. On the other hand, it is the functional and qualitative properties of HANSADISC which provide a lasting style that will always impress. The high-quality materials and workmanship can be seen and felt on a daily basis. The smooth operation reflects the technical excellence inside the fittings. The integrated hot water stop reduces the risk of scalding, while saving energy.

The high-quality finish goes hand in hand with an ease of installation that is second to none. Whether as an exposed or concealed version, HANSADISC always provides the perfect solution.



HANSADISC bathtub fitting as an exposed solution with stylish, integrated diverter for the HANSAPUREJET hand shower set.



A particularly elegant design solution: Concealed version with extremely easy-to-use diverter for the separate bathtub spout and for the HANSAPUREJET hand shower set.



AN ENRICHMENT FOR CLASSIC BATHROOMS: THE NEW HANSADISC.

If evidence is needed that good design never goes out of fashion: HANSADISC provides it. Its carefully modified, gently flowing shapes look modern and completely contemporary. The new HANSADISC – more slender, sculptured look and lower spout – indulges the senses and ennobles classically decorated bathrooms. The robust, long-lasting technology is also impressive on the functional level.

Half is enough. We therefore have a special sense of responsibility for the precious resource with which we work every day. A special stream former reduces the flow rate from 12 l/min to 6 l/min for HANSADISC basin mixers. The volume of the spray has been exceptionally retained even though the actual flow rate has been cut by half.

At least one product of this range meets the specified criteria



Restriction of the flow rate to 6 l/min and intelligent spray formation ensure optimized water consumption with full comfort.



Extremely quiet.

Fitting complies with the strict conditions under noise protection class 1.



WATER SAFE. Hi-tech functional core.

Preserves water quality.

HANSADISC



Basin



HANSADISC single-lever mixer, DN 15
0101 2274 chrome
pop-up waste (metal),
connection via flexible
hoses G 3/8
projection: 111 mm



HANSADISC single-lever mixer, DN 15
0107 2274 chrome
without pop-up waste,
connection via flexible
hoses G 3/8
projection: 111 mm



HANSADISC single-lever mixer, DN 15
0103 1174 chrome
for open hot water heaters,
pop-up waste (metal),
connection via copper pipes
projection: 111 mm

Bidet



HANSADISC single-lever mixer, DN 15
for bidets
0102 3274 chrome
pop-up waste (metal),
connection via flexible
hoses G 3/8
projection: 112 mm

Bath/Shower




HANSADISC single-lever bathtub mixer, DN 15 (G 1/2)
for exposed wall-mounting
0178 2174 chrome
projection: 161 mm




HANSAPUREJET set for bathtub mixers
0401 0210 chrome
HANSAPUREJET Mono,
Silverjet® shower hose
1250 mm, chrome tone

Shower




HANSAVAROX-function unit with trim kit for HANSADISC single-lever bathtub mixer
4186 9074 chrome
4186 3074 chrome
with safety plug



HANSAVAROX base unit, compact design, DN 15
concealed installation unit
4000 0000
without upstream shut-off valve
4001 0000
with upstream shut-off valve




HANSADISC single-lever shower mixture, DN 15 (G 1/2)
for exposed wall-mounting
0168 0174 chrome



HANSAVAROX-function unit with trim kit for HANSADISC single-lever shower mixer
4187 9074 chrome



HANSAVAROX base unit, compact design, DN 15
concealed installation unit
4000 0000
without upstream shut-off valve
4001 0000
with upstream shut-off valve



HANSAPUREJET wall bar set 900 mm
0456 0220 chrome
HANSAPUREJET Duo
Silverjet® shower hose
1750 mm, chrome tone

HANSA Head Office

Hansa Metallwerke AG
Sigmaringer Str. 107
70567 Stuttgart, Germany
Tel.: +49 711 1614 0
Fax: +49 711 1614 368
info@hansa.de
Customer Service Centre
Tel.: +49 711 1614 888
Fax: +49 711 1614 801