




HANSAVANTIS

STYLISH AND SLENDER.
WONDERFUL AND UNIVERSAL.





STYLISH DESIGN
FOR EVERY BATHROOM.
HANSA**VANTIS**.



QUALITY Excellent longevity, greatest satisfaction.

GREEN RESPONSIBILITY Technologies for the future.

SAVING WATER Every day anew.



There are shapes which cannot be improved, irrespective of when they were created. And that is the way it should be. Since a modern classic is always a statement of style and thus at home with any decor. In every style of interior and every bathroom. The **HANSAVANTIS** range is a homage to the archaic shape of the cylinder and to the attraction of opposites. The slender pin operating lever creates a smart and stylish accent, providing the fitting with elegance, lightness and freshness. **HANSAVANTIS** mixes classic design vocabulary with a modern attitude and builds a long love affair with every bathroom – whether with cubic, rectangular shapes or a traditional, softly rounded basin and bathtub.

But **HANSAVANTIS** is more than a wonderful statement of the universal validity of a modern classic. **HANSAVANTIS** is also proof that looks, quality and sustainability can be blended perfectly. Resource friendly manufacturing procedures and durable, environmentally friendly product concepts go hand in hand. HANSA fittings are silent and easy to maintain, while preserving water quality and guaranteeing maximum hygiene.



The HANSA Green Responsibility philosophy stands for cutting-edge, ecological, intelligent and water-saving fitting technology.



HANSAVANTIS STYLE XL with pin operating lever. The name says it all, as the "XL" is roughly 20 mm higher than the basic version shown on the far right.

A TOUCH OF STYLE.



HANSAVANTIS is a real masterpiece, a range of fittings whose design language communicates beautifully with every style of bathroom. This is guaranteed by HANSAVANTIS' wealth of variety. Choose from two different fitting designs, sizes and operating levers: HANSAVANTIS **STYLE** is a real eye-catcher with its slender pin operating lever. It is available in the roughly 20 mm higher **STYLE XL** version as well as with a slender, curved spout. Elegance can be interpreted in many different ways: An alternative to the pin lever is the ergonomic flat solid lever, a true pleasure for your hands in every sense of the word. Bring a touch of style to your bathroom!



Simply a pleasure to touch: HANSAVANTIS with an ergonomic flat solid lever (photo above).



HANSAVANTIS **STYLE** as a design version with a curved spout and lateral pin operating lever (photo below).





HANSAVANTIS bathtub fitting with pin operating lever and HANSAVIVA set as an exposed solution (photo above). Or below as a comparable alternative with ergonomic flat solid lever.



Elegant concealed version, HANSAVAROX function unit with HANSAVANTIS trim kit and pin operating lever, separate bathtub spout and the HANSAVIVA bathtub set. Just as convenient is the bathtub solution with ergonomic flat solid lever (photo below).



HANSAVANTIS fitting with an ergonomic flat solid lever, especially for bidets.

THE SLENDER DESIGN FOR YOUR BATHTUBS AND SHOWERS.

HANSAVANTIS also offers various solutions for the slender and elegant appearance of showers, for both exposed installation (photo left) and concealed installation (photo middle).



The HANSAVIVA wall bar set – 3 spray hand shower, 175 cm long shower hose and wall bar – is perfectly suited to HANSAVANTIS. For a perfect matching look.

HANSAVANTIS offers both exposed and concealed installation fittings as the "crowning glory" of showers and bathtubs. The fittings for both types of installation are available with the slender pin operating lever and the ergonomic flat solid lever. It's nice to have a choice, without having to make any compromises. Since HANSAVANTIS impresses with its inner values. The high-quality materials can be seen and felt on a daily basis. Its smooth operation is a sure sign of top quality workmanship. The integrated hot water stop is a key detail, especially for families with small children. The high-quality finish goes hand in hand with an ease of installation that is second to none. Whether for the washbasin, bathtub or shower, whether as an exposed or concealed solution: with HANSAVANTIS everything is marvellous.



UNMISTAKABLY CLEAN AND FRESH: HANSAVANTIS.

The slender and smart new HANSAVANTIS exudes lightness and fits perfectly into modern bathrooms. The slender body of the HANSAVANTIS conceals proven, high-quality Hansa technology – for simple operation, easy care and fully integrated water saving.

Half is enough. Our pressure-independent flow rate reduction.

A special stream former reduces the flow rate from 12 l/min to 6 l/min for HANSAVANTIS basin mixers. The volume of the spray has been exceptionally retained even though the actual flow rate has been cut by half.

At least one product of this range meets the specified criteria



Restriction of the flow rate to 6 l/min and intelligent spray formation ensure optimized water consumption with full comfort.



Extremely quiet.
Fitting complies with the strict conditions under noise protection class 1.



WATER SAFE. Hi-tech functional core.
Preserves water quality.

HANSAVANTIS Basin



HANSAVANTIS STYLE
one-hole single-lever
basin mixer, DN 15
5254 2277 chrome
pop-up waste (metal),
connection with flexible
hoses G 3/8
projection: 134 mm



HANSAVANTIS STYLE XL
one-hole single-lever
basin mixer, DN 15
5256 2277 chrome
pop-up waste (metal),
connection with flexible
hoses G 3/8
projection: 104 mm
HANSAVANTIS STYLE XL
5238 1177 chrome
for open hot water heaters



HANSAVANTIS STYLE XL
one-hole single-lever
basin mixer, DN 15
5237 2277 chrome
without pop-up waste,
connection with flexible
hoses G 3/8
projection: 104 mm



HANSAVANTIS*
one-hole single-lever basin
mixer, DN 15
5240 2273 chrome
pop-up waste (metal),
connection with flexible
hoses G 3/8
projection: 102 mm
HANSAVANTIS STYLE
5240 2277 chrome



HANSAVANTIS STYLE
one-hole single-lever basin
mixer, DN 15
5242 2277 chrome
without pop-up waste,
connection with flexible hoses
G 3/8
projection: 102 mm
HANSAVANTIS
5242 2273 chrome



HANSAVANTIS STYLE
one-hole single-lever basin
mixer, DN 15
for open hot water heaters
5246 1177 chrome
pop-up waste (metal),
connection via copper pipes
projection: 102 mm
HANSAVANTIS
5246 1173 chrome




HANSAVANTIS STYLE
one-hole single-lever basin
mixer, DN 15
with raised socket
5247 2207 chrome
pop-up waste and draw-rod
(lateral), connection with
flexible hoses G 3/8
projection: 216 mm
HANSAVANTIS
5247 2203 chrome

Bidet



HANSAVANTIS STYLE
one-hole single-lever basin
mixer for bidets, DN 15
5243 3277 chrome
pop-up waste (metal),
connection with flexible
hoses G 3/8
projection: 107 mm
HANSAVANTIS
5243 3273 chrome




HANSAVANTIS STYLE
single-lever bath mixer,
DN 15 (G 1/2)
for exposed wall-mounting
5244 2177 chrome
projection: 159 mm
HANSAVANTIS
5244 2173 chrome




HANSAVANTIS STYLE
single-lever bath mixer,
DN 15 (G 1/2)
5239 2277 chrome
for rim-mounting
projection: 164 mm



HANSAVANTIS STYLE
single-lever bath mixer,
DN 15 (G 1/2)
5239 2277 0038 chrome
projection: 164 mm



HANSAVIVA set
for bath mixers
4417 0110 chrome
HANSAVIVA hand shower,
single spray, Ø 100 mm,
shower hose 1250 mm



HANSAVAROX
function unit with trim kit
for HANSAVANTIS STYLE
single-lever bath mixer
4260 9077 chrome
with vacuum breaker
4250 3077 chrome
HANSAVANTIS
4260 9073 chrome
plus **HANSAVAROX**
concealed base unit



HANSAVANTIS STYLE
trim kit single-lever bath
mixer, DN 15
5260 0177 chrome
HANSAVANTIS
5260 0173 chrome
plus 5000 0100 concealed
base unit

Shower




HANSAVANTIS STYLE
single-lever shower mixer,
DN 15 (G 1/2)
for exposed wall-mounting
5245 0177 chrome
HANSAVANTIS
5245 0173 chrome



HANSAVAROX
function unit with trim kit
for HANSAVANTIS STYLE
single-lever shower mixer
4261 9077 chrome
HANSAVANTIS
4261 9073 chrome
plus **HANSAVAROX**
concealed base unit



HANSAVANTIS STYLE
trim kit
single-lever shower mixer,
DN 15 (G 1/2)*
5261 0177 chrome
HANSAVANTIS
5261 0173
plus 5000 0100 concealed
base unit



HANSAVANTIS STYLE
trim kit
single-lever shower mixer*
5064 9077 chrome
for installation unit
5050 0100



HANSAVAROX
base unit, compact
design, DN 15
concealed installation unit
4000 0000
without shut-off valve
4001 0000
with shut-off valve



HANSAVIVA
wall bar set 900 mm
4415 0130 chrome
HANSAVIVA hand shower,
three spray, Ø 100 mm,
shower hose 1750 mm

HANSA HEAD OFFICE

Hansa Metallwerke AG
Sigmaringer Str. 107
70567 Stuttgart, Germany
Tel.: +49 711 1614 0
Fax: +49 711 1614 368
info@hansa.de
Customer Service Centre
Tel.: +49 711 1614 888
Fax: +49 711 1614 801

www.hansa.com

HANSA – ALWAYS THERE FOR YOU.

* Exemplary image of the solid lever, also available for the other models with the specified item number