

 **HANSA**

experience water



HANSALIGNA

**Perfect reflection of a strong character:
HANSALIGNA.**





Worth much more than just a glance: HANSALIGNA.

With its distinctive and strict geometrical shapes, yet creating a smooth and flowing effect, HANSALIGNA immediately catches the eye. And also on second glance, the new fitting series reveals amazing features. For HANSALIGNA offers sophisticated, timeless and modern design at a price level just as attractive as its looks.

As all series within the **HANSA|LIVING** segment, HANSALIGNA allows the implementation of a variety of bathroom concepts and ideas with its own complete range of products.

The internal Hansa technology is advanced, field proven many times over and state-of-the-art. Designed for comfort, safety and sustainability, it ensures optimum functionality, helps to save resources and makes the pleasure of using HANSALIGNA an enjoyable and long-lasting experience.



Apart from the classic basin mixer, we also offer an elegant high version for free-standing washbasins.

An integrated stream former reduces the water flow for all versions to approximately 7 l/min.

A charming counterpart to the high basin mixer is an XS version – ideal for the guest bathroom or toilet. The product line is complimented by the matching bidet fitting.







Strong on its own; convincing in a team: HANSALIGNA on the bath.

Big appearance for HANSALIGNA. Its consequent and distinctive design has also been applied to the bath. Depending on the spatial circumstances, design concept or individual preferences, you can choose between a modern exposed fitting or a subtle and sophisticated concealed solution, where the technology is concealed behind the wall.

No matter which version you decide on: With its harmonious shapes HANSALIGNA fits perfectly in any surrounding. Especially the softly curved shape transitions not only please the eye but offer a distinctive practical advantage: This makes HANSALIGNA very easy to clean.



One of the several possible solutions for the bath is the exposed solution; here combined with the flat HANSAPUREJET hand shower (left).

The diverter for the bath spout and the hand shower is integrated in the shower outlet and is easy to use by simply pulling the hose. This enhances the looks and facilitates cleaning of the fitting.



The concealed solution with wall connection elbow and HANSAPUREJET hand shower has a subtle and sophisticated look. In addition, the HANSALIGNA bath spout or the HANSAFILL bath inlet and outlet set can be installed. The concealed standard HANSAVAROX offers any design option you may require.

Diversity and distinction from the same line: HANSALIGNA in the shower.

HANSALIGNA impresses with its very individual combination of plane surfaces, very slim bodies and flawless surface finishes – also in the shower. Being both diverse and flexible, HANSALIGNA is also an ideal combination partner: For example, the accessories from the HANSADESIGNO line, the design-oriented, exposed HANSATEMPRA STYLE thermostat, the single or dual-jet HANSAPUREJET hand showers and the HANSAJET shower system are the perfect complement to any shower solutions.

There are numerous possibilities! Apart from the "classic" versions, an equally elegant and convenient concealed solution with thermostat can be implemented – for example, in spacious shower rooms with high aesthetic standards.



Exactly as required: For example, a exposed solution with short shower rail (left) or a screwless concealed solution with long shower rail (right).



Convenient and beautiful: a HANSALIGNA exposed fitting for shower systems, here in combination with a HANSAJET shower system (large picture on the right).



Basin



One-hole single-lever mixer
0609 2203 chrome



One-hole single-lever mixer
0608 2203 chrome
without drill hole



One-hole single-lever mixer
0613 1103 chrome ⚡



One-hole single-lever mixer XS
0607 2203 chrome




One-hole single-lever mixer
0603 2203 chrome


Bidet



One-hole single-lever mixer
0606 3203 chrome



Exposed single-lever mixer
0674 2103 chrome,
with diverter



Concealed single-lever mixer
4385 9503 chrome,
with diverter,
plus 4000 0000 *concealed base unit
4385 3503 chrome,
with diverter and safety combination,
plus 4000 0000 *concealed base unit


Shower



Exposed single-lever mixer
0667 0103 chrome




Exposed single-lever mixer
for shower system
0667 9103 chrome



Concealed single-lever mixer
4387 9503 chrome,
plus 4000 0000 *concealed
base unit



Concealed thermostat
4866 9501 chrome,
without shut-off valve,
plus 4000 0000
*concealed base unit



Concealed thermostat
0665 9105 chrome,
without shut-off valve,
plus 0805 0290 G^{3/4}"
(DN 20) concealed base unit


Accessories



Concealed valve / multi-way diverter
0628 9105 chrome,
with shut-off valve,
plus concealed body valve
0225 0100 (DN 15)
or 0226 0100 (DN 20),
plus concealed body
multi-way diverter,
0295 0100 (DN 15 incl. shut-off
valve)



Bath spout
0682 2102 chrome



Wall connection elbow
5118 0173 chrome



Wall connection elbow
5157 0173 chrome,
with shut-off valve



Wall-mounted shower holder
4444 0173 chrome

⚡ = low-pressure fitting

* can also be supplied with pre-shut-off valve, art. no. 4001 0000

** compared to a conventional double-lever mixer



Consumes up to 50% less water and energy** by integrated water saving functions.



Especially silent. Fitting fulfils the strict requirements of noise class 1.



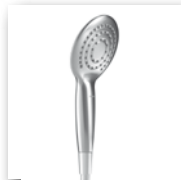
WATER SAFE. Hitec function core. Preserves the water quality.



Easy and uncomplicated cleaning.

Suggested combination options

Hand and overhead showers



HANSAPUREJET
0431 0200 chrome,
one spray
0432 0200 chrome,
two spray



HANSARAIN overhead shower
with full metal housing,
ceiling connection pipe
can be shortened to sizes
between 78 and 198 mm
0419 0100 chrome



HANSARAIN overhead shower
with full metal housing,
shower arm, 400 mm
0418 0100 chrome

Rail set



HANSAPUREJET shower set
0456 0210 chrome,
900 mm,
hand shower one spray,
hose 1,750 mm
0456 0220 chrome,
900 mm,
two spray hand shower,
hose 1750 mm

Shower system



HANSAJET shower system
for the direct connection to
exposed single-lever or
thermostat shower fitting,
with **HANSARAIN**
overhead shower
and **HANSAPUREJET**
hand shower
5167 0200 chrome

Bath set



HANSAPUREJET set
0401 0210 chrome,
hand shower one spray,
wall-bracket, hose 1250 mm
0401 0220 chrome,
two spray hand shower,
wall-bracket, hose 1250 mm

Thermostats



HANSATEMPRA STYLE bath thermostat
5844 2101 chrome



HANSATEMPRA STYLE shower thermostat
5841 0101 chrome



HANSATEMPRA STYLE shower thermostat
with connected shower system
5842 9103 chrome



HANSACUBE bath thermostat
5835 2101 chrome



HANSACUBE shower thermostat
5833 0101 chrome

HANSADESIGNO accessories (excerpt)




Glass holder
5129 0970 chrome
crystal glass, clear



Soap dish
5127 0970 chrome
crystal glass, clear



Soap dispenser
5130 0970 chrome
crystal glass, clear



Towel rail
5123 0970 chrome
2 pieces



Towel ring
5131 0970 chrome

Head Office

Hansa Metallwerke AG
Sigmaringer Str. 107
70567 Stuttgart
Tel.: +49 (0)711 1614-0
Fax: +49 (0)711 1614-368

www.hansa.com