

HULK

Hulk, a collection of porcelain stoneware bases with a thickness of 2 cm, suitable for coating outdoor flooring, which complements EVO interior bases, another porcelain collection with the same graphics, designed for indoor use.



HULK GREY 60.3X60.3
* Indoor







EVO GREY 60.3X60.3
* Indoor

One type of product that's here to stay due to its versatility. Its thickness and permeability, facilitates placement on sand, grass or gravel as well as on traditional surfaces, both cement and on polts.





HULK

-  PORCELAIN
-  MATT
-  COLORED BODY
-  THICKNESS
-  ANTI-SLIP R-11
-  RECTIFIED

60,3X60,3cm



HULK GREY 60,3X60,3
HULK GREY RECT. 60X60

F02/M
F01/M



HULK GRAPHITE 60,3X60,3
HULK GRAPHITE RECT. 60X60

F02/M
F01/M



HULK



PORCELAIN



MATT



COLORED BODY



THICKNESS



ANTI-SLIP R-11



RECTIFIED

60,3X60,3cm

PLACEMENT ON GRASS







The pieces of Espesorado are placed easily on the grass without any tools or mortar. Additionally, there is the advantage that they may be removed and placed in a new position at any time.

Without a doubt, this product is the ideal solution for private home gardens, parks, and other public spaces.

For placement, simply follow a few basic rules. Thus, to construct a tile walkway, simply place the pieces on the surface equidistant from each other. To prevent unevenness, it is recommended to dig out 5-6 cm of grass, add a layer of fine gravel and compact the bottom prior to placing the piece.

For perfect drainage and to prevent accumulation of water, transversal and longitudinal inclination should be taken into consideration. Even so, there should be no concern for water absorption; for this material it is practically null. In the event a more traditional placement is required, a 3 mm joint is recommended, with the rest of the above process the same.

HULK

-  PORCELAIN
-  MATT
-  COLORED BODY
-  THICKNESS
-  ANTI-SLIP R-11
-  RECTIFIED

60,3X60,3cm





PLACEMENT ON GRAVEL OR SAND

The Espesorado material is particular in that it may be placed on gravel or sand easily. This makes it ideal for terraces, gardens, beach walkways, pool areas or high-traffic areas.

This material is highlighted for its ease of placement, drainage of rainwater and for the absence of expansion joints.

For proper ground drainage, transversal and longitudinal inclination should be taken into consideration during the levelling phase. Even so, there should be no concern for water absorption for this material; with a thickness of 20 mm, it is practically null. Placement of a 3 mm joint is recommended.

HULK

-  PORCELAIN
-  MATT
-  COLORED BODY
-  THICKNESS
-  ANTI-SLIP R-11
-  RECTIFIED

60,3X60,3cm

PLACEMENT ON CEMENT

The most traditional placement of the Espesorado is on a continual cement foundation. Due to their thickness and resistance, these pieces may be placed on access ways for rolling transit, garages or terraces. This achieves perfect continuity between the interior surfaces of the garage or dining room and those of the exterior patio, access way or terrace.

Pavement on a continual cement foundation is fully transitable while offering the advantage easy cleaning of tire marks and oil or fuel stains.

For proper ground drainage, transversal and longitudinal inclination should be taken into consideration during the levelling or compacting phase.

Additionally, drainage substrate material may be used to prevent accumulation water and facilitate drainage. Remember that, in any case, the Espesorado has a thickness of 20 mm with practically no water absorption, thus, drainage systems are not required.

Placement of a 3 mm joint minimum is also recommended.