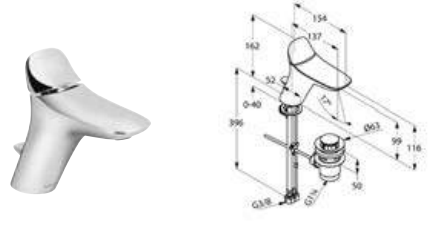






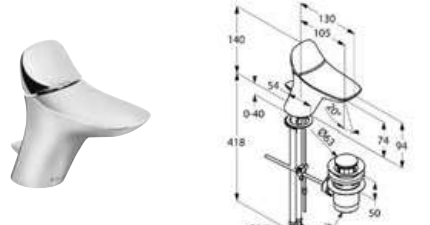








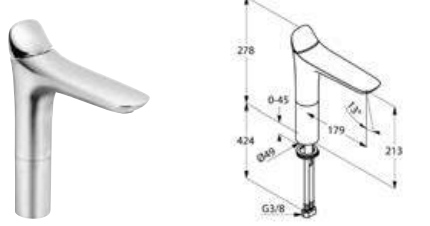



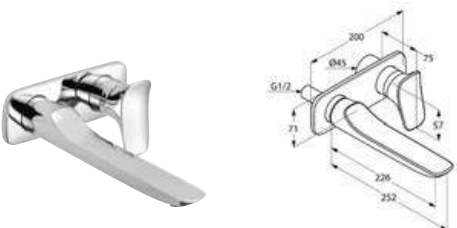


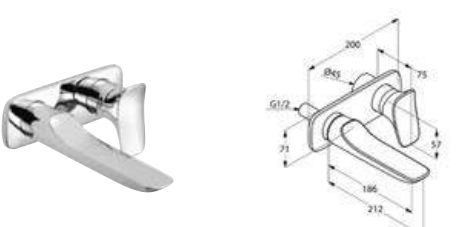


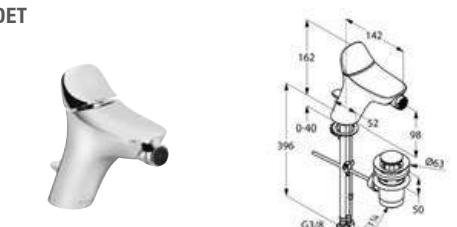



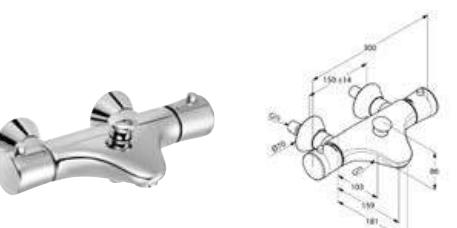

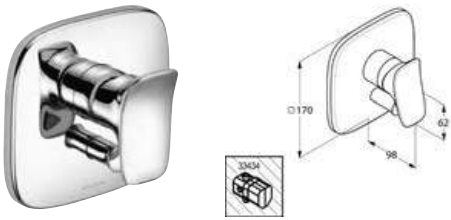
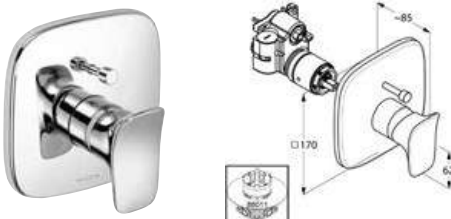
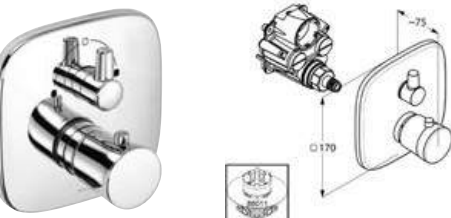
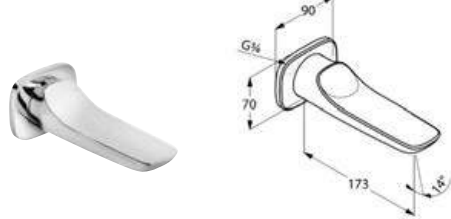
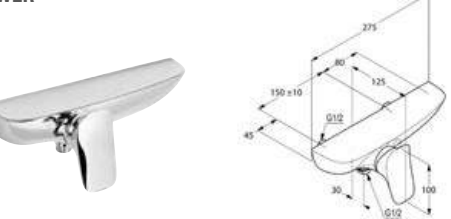

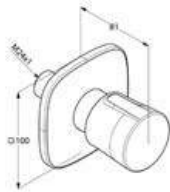

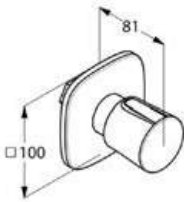





KLUDI AMBA

product	product description	surface	article number
<p>BASIN</p> 	<p>KLUDI AMBA single lever basin mixer DN 15 solid lever single hole mounted flow class Z caché s-pointer-aerator M 24 x 1 ceramic cartridge Ø 28 mm pop-up waste G 1 1/4 rapid installation set flexible hoses G 3/8 noise level I</p>	<p>chrome</p>  	<p>530230575</p>    Interior Innovation award 2014 Winner SPECIAL MENTION 2014 2013 ■
	<p>KLUDI AMBA single lever basin mixer DN 15 solid lever single hole mounted flow class Z caché s-pointer-aerator M 24 x 1 ceramic cartridge Ø 28 mm without pop-up waste rapid installation set flexible hoses G 3/8 noise level I</p>	<p>chrome</p>  	<p>530260575</p>    Interior Innovation award 2014 Winner SPECIAL MENTION 2014 2013 ■
	<p>KLUDI AMBA single lever basin mixer DN 15 solid lever single hole mounted flow class Z caché s-pointer-aerator M 24 x 1 ceramic cartridge Ø 28 mm pop-up waste G 1 1/4 rapid installation set flexible hoses G 3/8 noise level I</p>	<p>chrome</p>  	<p>530290575</p>    Interior Innovation award 2014 Winner SPECIAL MENTION 2014 2013 ■
	<p>KLUDI AMBA single lever basin mixer DN 15 solid lever single hole mounted flow class Z caché s-pointer-aerator M 24 x 1 ceramic cartridge Ø 28 mm without pop-up waste rapid installation set flexible hoses G 3/8 noise level I</p>	<p>chrome</p>  	<p>530280575</p>    Interior Innovation award 2014 Winner SPECIAL MENTION 2014 2013 ■
	<p>KLUDI AMBA single lever washbowl mixer DN 15 solid lever single hole mounted flow class Z caché s-pointer-aerator M 24 x 1 ceramic cartridge Ø 28 mm without pop-up waste rapid installation set flexible hoses G 3/8 noise level I spout height = 273 mm</p>	<p>chrome</p>  	<p>532980575</p>    Interior Innovation award 2014 Winner SPECIAL MENTION 2014 2013 ■
	<p>KLUDI AMBA single lever washbowl mixer DN 15 solid lever single hole mounted flow class Z caché s-pointer-aerator M 24 x 1 ceramic cartridge Ø 28 mm without pop-up waste rapid installation set flexible hoses G 3/8 noise level I spout height = 213 mm</p>	<p>chrome</p>  	<p>532960575</p>    Interior Innovation award 2014 Winner SPECIAL MENTION 2014 2013 ■

product	product description	surface	article number
	<p>KLUDI AMBA concealed two hole wall mounted basin mixer trim set solid lever flow class Z caché s-pointer-aerator M 24 x 1 projection wall spout 226 mm</p> <p>required accessories: installation set DN 15 for concealed two hole wall mounted basin mixer</p>	 	<p>chrome</p> <p>532450575</p>
	<p>KLUDI AMBA concealed two hole wall mounted basin mixer trim set solid lever flow class Z caché s-pointer-aerator M 24 x 1 projection wall spout 186 mm</p> <p>required accessories: installation set DN 15 for concealed two hole wall mounted basin mixer</p>	 	<p>chrome</p> <p>532440575</p>
<p>BIDET</p> 	<p>KLUDI AMBA single lever bidet mixer DN 15 solid lever single hole mounted flow class Z ball joint-cascade-aerator M 24 x 1 ceramic cartridge Ø 28 mm pop-up waste G 1 1/4 rapid installation set flexible hoses G 3/8 noise level I</p>		<p>chrome</p> <p>532160575</p>
<p>BATH</p> 	<p>KLUDI AMBA single lever bath- and shower mixer DN 15 solid lever wall fastening flow class DB caché s-pointer-Laminar-flow-regulator M 24 x 1 ceramic cartridge with hot water limitation autom. diverter shower/bathtub shower outlet G 1/2 protected against back flow covered eccentric-wall connections noise level I</p>		<p>chrome</p> <p>534450575</p>
	<p>KLUDI AMBA thermostatic bath- and shower mixer DN 15 wall fastening, flow class BB cascade aerator M 28 x 1 temperature control handle with hot water safety device 38° C with shut-off valve 50 % water consumption regulation protected against back flow according to DIN EN 1717 temperature insulated body dirt catcher sieves shower outlet G 1/2</p>		<p>chrome</p> <p>534010538</p>

product	product description	surface	article number
	<p>KLUDI AMBA concealed single lever bath and shower mixer trim set solid lever wall fastening autom. diverter shower/bathtub ceramic cartridge with hot water limitation flow class DC</p> <p>required accessories: concealed mixer DN 15 pre installation set</p>	chrome	535150575 33434
	<p>KLUDI AMBA concealed single lever bath and shower mixer concealed valve with functional unit solid lever wall fastening autom. diverter shower/bathtub ceramic cartridge with hot water limitation flow class DC protected against back flow according to DIN EN 1717 noise level I</p> <p>required accessories: KLUDI FLEXX.BOXX concealed unit DN 20</p>	chrome	536570575 88011
	<p>KLUDI AMBA concealed thermostatic bath- and shower mixer concealed valve with functional unit with ceramic shut-off valve and diverter as rotary valve hot water safety device 38 °C</p> <p>required accessories: KLUDI FLEXX.BOXX concealed unit DN 20</p>	chrome	538300575 88011
	<p>KLUDI AMBA bath filler DN 20 wall fastening projection 175 mm flow class D caché s-pointer-aerator M 24 x 1 separate connector G 3/4 for pre-installation</p>	chrome	5350505
<p>SHOWER</p> 	<p>KLUDI AMBA single lever shower mixer DN 15 solid lever wall fastening flow class B ceramic cartridge with hot water limitation shower outlet G 1/2 protected against back flow covered eccentric-wall connections noise level I</p>	chrome	537100575

product	product description	surface	article number
 	<p>KLUDI AMBA two way diverter trim set set 2 – trim set consisting of: handle, sleeve, rosette</p> <p>required accessories: KLUDI two way diverter DN 15</p>	chrome	538470575 29747
 	<p>KLUDI AMBA concealed valve concealed trim-set consisting of: handle, sleeve, rosette adjustable extension</p> <p>required accessories: KLUDI concealed valve DN 20</p>	chrome	538150575 53811
<p>SPARE PARTS</p> 	<p>KLUDI AMBA lever for 53023..., 53026..., 53029..., 53028..., 53296..., 53298..., 53216..</p>	chrome	7307605-00
	<p>KLUDI AMBA lever for 53590..., 53447..</p>	chrome	7307405-00
	<p>KLUDI AMBA lever for 53445..., 53650..., 53657..., 53710..., 53655..</p>	chrome	7307305-00