
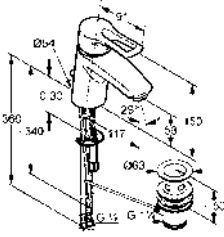


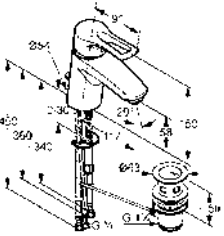



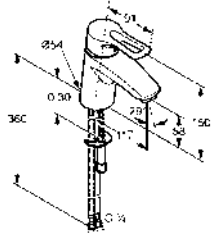


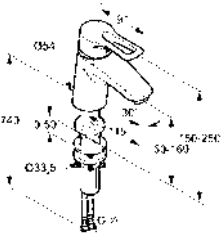


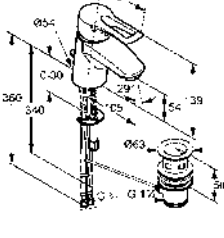


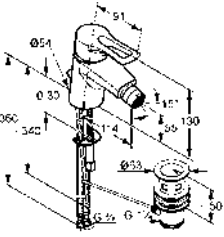



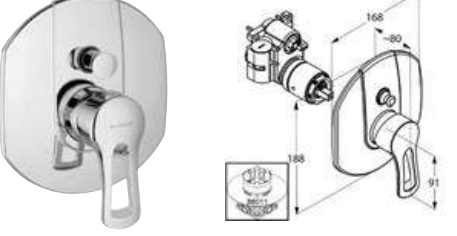
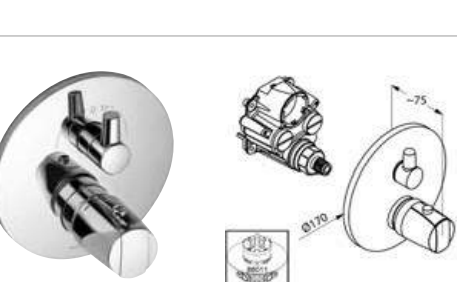

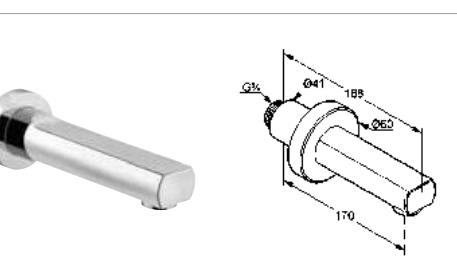
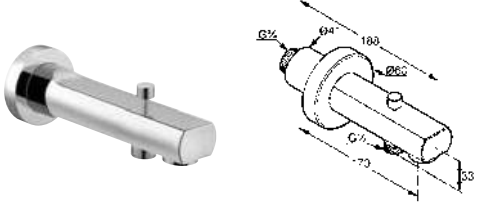
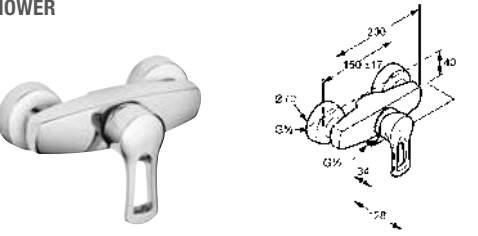
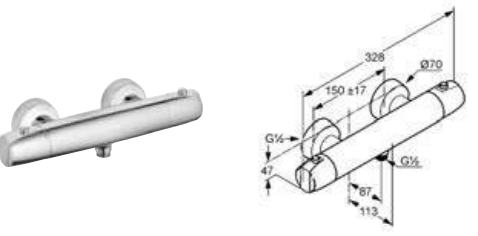







KLUDI MX

product	product description	surface	article number
BASIN 		KLUDI MX single lever basin mixer DN 10 open ring lever single hole mounted flow class A s-pointer aerator M 24 x 1 ceramic cartridge with hot water limitation pop-up waste G 1 1/4 flexible hoses G 3/8 rapid installation set	 chrome 331250562
		KLUDI MX single lever basin mixer DN 10 open ring lever single hole mounted flow rate 5 l/min flow regulator M 24 x 1 ceramic cartridge with hot water limitation pop-up waste G 1 1/4 flexible hoses G 3/8 rapid installation set for use with displacement heaters	 chrome 331350562 
		KLUDI MX single lever basin mixer DN 10 open ring lever single hole mounted flow class A s-pointer aerator M 24 x 1 ceramic cartridge with hot water limitation without pop-up waste flexible hoses G 3/8 rapid installation set	 chrome 331260562
		KLUDI MX XXL single lever basin mixer DN 10 pull-out function unit for hair washing open ring lever single hole mounted flow class A s-pointer aerator M 24 x 1 ceramic cartridge with hot water limitation lowering function without pop-up waste flexible hoses G 3/8	 chrome 331840562
		KLUDI MX single lever basin mixer DN 10 open ring lever single hole mounted flow class A s-pointer aerator M 24 x 1 ceramic cartridge with hot water limitation pop-up waste G 1 1/4 flexible hoses G 3/8 rapid installation set	 chrome 331280562
BIDET 		KLUDI MX single lever bidet mixer DN 10 open ring lever single hole mounted flow class Z ball joint-cascade-aerator M 24 x 1 ceramic cartridge with hot water limitation pop-up waste G 1 1/4 flexible hoses G 3/8 rapid installation set	 chrome 332150562

KLUDI MX

product	product description	surface	article number
	<p>KLUDI MX concealed single lever bath and shower mixer concealed valve with functional unit open ring lever autom. diverter shower/bathtub ceramic cartridge with hot water limitation flow class DC PA-IX 18967/IDC</p> <p>required accessories: KLUDI FLEXX.BOXX concealed unit DN 20</p>	chrome	336500562
	<p>KLUDI MX concealed single lever bath and shower mixer trim set open ring lever autom. diverter shower/bathtub</p> <p>required accessories: concealed mixer DN 15 pre installation set</p>	chrome	335350562
	<p>KLUDI MX concealed single lever bath and shower mixer concealed valve with functional unit open ring lever autom. diverter shower/bathtub ceramic cartridge with hot water limitation flow class DC protected against back flow according to DIN EN 1717 P-IX 19310/ICB</p> <p>required accessories: KLUDI FLEXX.BOXX concealed unit DN 20</p>	chrome	336570562
	<p>KLUDI MX/KLUDI OBJEKTA concealed thermostatic bath- and shower mixer concealed valve with functional unit with ceramic shut-off valve and diverter as rotary valve hot water safety device 38 °C P-IX 18444/IICC</p> <p>required accessories: KLUDI FLEXX.BOXX concealed unit DN 20</p>	 chrome	358300538
	<p>KLUDI bath filler DN 20 wall fastening flow class B aerator M 28 x 1 with push-on rosette projection 170 mm</p>	chrome	1350005

product	product description	surface	article number
	<p>KLUDI bath filler with diverter DN 20 wall fastening flow class B aerator M 28 x 1 autom. diverter shower/bathtub protected against back flow with push-on rosette projection 170 mm</p>	chrome	1350105
<p>SHOWER</p> 	<p>KLUDI MX single lever shower mixer DN 15 open ring lever wall fastening flow class B s-connections ceramic cartridge with hot water limitation protected against back flow shower outlet G 1/2</p>	chrome	337100562
	<p>KLUDI MX THERM thermostatic shower mixer DN 15 wall fastening flow class B temperature control handle with hot water safety device 38° C ceramic headpart 180° 50 % water consumption regulation protected against back flow temperature insulated body dirt catcher sieves shower outlet G 1/2 s-connections</p>	 chrome	354300538
	<p>KLUDI MX concealed single lever shower mixer concealed valve with functional unit open ring lever ceramic cartridge with hot water limitation flow class DC PA-IX 18967/DC</p> <p>required accessories: KLUDI FLEXX.B0XX concealed unit DN 20</p>	chrome	336550562
	<p>KLUDI MX concealed single lever shower mixer trim set open ring lever</p> <p>required accessories: concealed mixer DN 15 pre installation set</p>	chrome	337160562
	<p>KLUDI MX/KLUDI OBJEKTA concealed thermostatic shower mixer concealed valve with functional unit with ceramic shut-off valve hot water safety device 38 °C P-IX 18444/IICC</p> <p>required accessories: KLUDI FLEXX.B0XX concealed unit DN 20</p>	 chrome	358350538

KLUDI MX

product	product description	surface	article number
SPARE PARTS	KLUDI MX lever for single lever mixer for 33125, 33126, 33128, 33135, 33184, 33215, 33446, 33447, 33535, 33650, 33655, 33657, 33710, 33716	chrome	7439105-00
