



LAUFEN's new twinplus tap collection exudes sophistication and iconic style. An indispensable, all-round design solution for modern bathrooms.

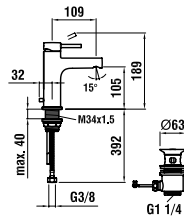


31162.1.004.111.1

Washbasin mixer, fixed spout
109mm, with pop-up waste

31162.1.004.110.1

as above, without pop-up waste

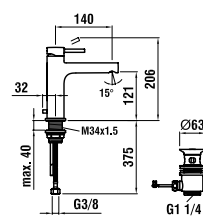


31162.1.004.121.1

Washbasin mixer, fixed spout
140mm, with pop-up waste

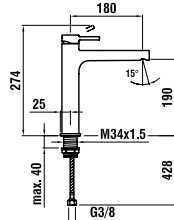
31162.1.004.120.1

as above, without pop-up waste



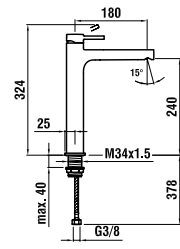
31162.8.004.130.1

Column basin mixer, fixed spout
180mm, height 190mm, without
pop-up waste



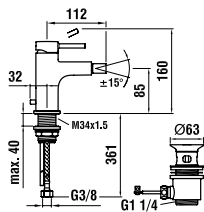
31162.8.004.140.1

Column basin mixer, fixed spout
180mm, height 240mm, without
pop-up waste



34162.1.004.111.1

Bidet mixer, fixed spout, with pop-up
waste



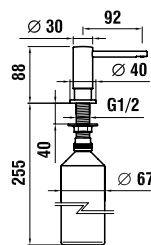
38332.2.004.300.1

Soap dispenser, projection 92 mm,
metal pump, refilling from above,
with 500 ml container

38332.2.004.310.1

as above, without screw

bottle for soap dispenser:
250 ml = 39098.0.000.420.1
500 ml = 39098.0.000.421.1
1000 ml = 39098.0.000.422.1

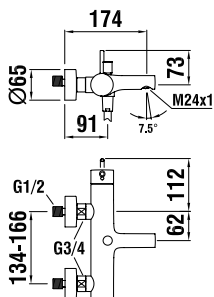


32162.7.004.136.1

Bath mixer, complete with flexible
hose 1500 mm and MyTwin100
handspray

32162.7.004.400.1

Bath mixer, with fittings, without
accessories

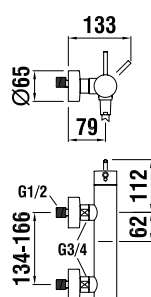


33162.7.004.136.1

Shower mixer, complete with flex-
ible hose 1500 mm and MyTwin100
handspray

33162.7.004.400.1

Shower mixer, with fittings, without
accessories

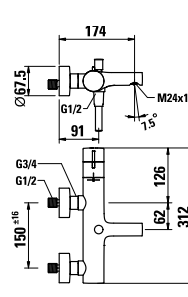


32362.7.004.136.1

Thermostatic bath mixer complete
with flexible hose 1500 mm and
MyTwin100 handspray

32362.7.004.400.1

Thermostatic bath mixer, with fittings,
without accessories

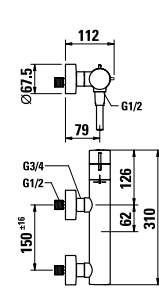


33362.7.004.136.1

Thermostatic shower mixer complete
with flexible hose 1500 mm and
MyTwin100 hand shower

33362.7.004.400.1

Thermostatic shower mixer, with
fittings, without accessories

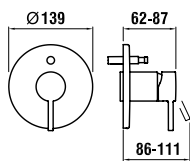


32162.6.004.000.1

Pre-assembled set for flush-mounted bathtub mixer, for Simibox Standard & Light, 2 outlets for mixed water, with diverter, Ecototal cartridge

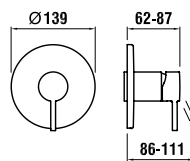
32162.6.004.010.1

as above, with vacuum breaker



33162.6.004.000.1

Pre-assembled set for flush-mounted shower mixer, for Simibox Standard & Light, Ecototal cartridge

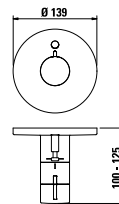


32362.6.004.000.1

twintherm thermostatic pre-assembled set for flush-mounted bathtub mixer, for Simibox Standard & Light, 2 outlets for mixed water, automatic diverter

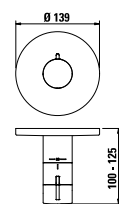
32362.6.004.010.1

as above, with vacuum breaker



33362.6.004.000.1

twintherm thermostatic pre-assembled set for flush-mounted shower mixer, for Simibox Standard & Light.



37898.0.000.000.1

Simibox concealed installation block for bath and shower mixer

37898.0.000.100.1

Simibox Light concealed installation block for bath and shower mixer, with stop valves

37898.0.000.101.1

Simibox Light concealed installation block for bath and shower mixer, without stop valves

37998.0.003.000.1

Mounting aid for Simibox

37998.0.000.500.1

Flange for Simibox

37998.0.000.050.1

Extension set L = 25 mm

37998.0.000.060.1

Extension set L = 50 mm

37998.4.004.050.1

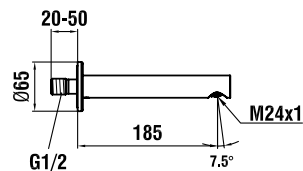
Extension ring for rose, 15 mm

37998.4.004.060.1

Extension ring for rose, 30 mm

37162.0.004.060.1

Wall spout, 185 mm



33362.7.004.536.1

Showerstation complete, including thermostatic shower mixer, round rain shower head diam(sign) 300 mm, flexible hose 1500 mm and 3 functions hand shower MyTwin120

33362.7.004.500.1

as above, with fittings, without rain shower head, without accessories

