

# LUCENA

PORCELAIN TILES

120x120 47<sup>11/16</sup>"x47<sup>11/16</sup>" / 60x120 23<sup>5/8</sup>"x47<sup>11/16</sup>"  
 60x60 23<sup>5/8</sup>"x23<sup>5/8</sup>" / 30x60 11<sup>13/16</sup>"x23<sup>5/8</sup>"



NIEVE



BLANCO



PERLA



ARENA



30x60 / 11<sup>13/16</sup>"x23<sup>5/8</sup>"  
**NERJA**  
 NIEVE **46UE012**




30x60 / 11<sup>13/16</sup>"x23<sup>5/8</sup>"  
**NERJA**  
 BLANCO **46UE412**




30x60 / 11<sup>13/16</sup>"x23<sup>5/8</sup>"  
**NERJA**  
 PERLA **46UE312**




30x60 / 11<sup>13/16</sup>"x23<sup>5/8</sup>"  
**NERJA**  
 ARENA **46UE712**



120x120 / 47<sup>11/16</sup>"x47<sup>11/16</sup>"  
**LUCENA**  
 NIEVE **36UE00R**  
 BLANCO **36UE40R**  
 ARENA **36UE70R**  
 PERLA **36UE30R**



60x120 / 23<sup>5/8</sup>"x47<sup>11/16</sup>"  
**LUCENA**  
 NIEVE **44UE00R**  
 BLANCO **44UE49R**  
 ARENA **44UE79R**  
 PERLA **44UE39R**



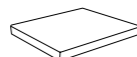
60x60 / 23<sup>5/8</sup>"x23<sup>5/8</sup>"  
**LUCENA**  
 NIEVE **52UE05R**  
 BLANCO **52UE45R**  
 ARENA **52UE75R**  
 PERLA **52UE35R**



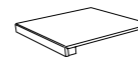
30x60 / 11<sup>13/16</sup>"x23<sup>5/8</sup>"  
**LUCENA**  
 NIEVE **46UE02R**  
 BLANCO **46UE42R**  
 ARENA **46UE72R**  
 PERLA **46UE32R**




**RODAPIÉ**  
 8x60 / 0<sup>5/16</sup>"x23<sup>5/8</sup>"



**PELDAÑO ESCUADRA ANG.**  
 30x60 / 11<sup>13/16</sup>"x23<sup>5/8</sup>"  
 30x120 / 11<sup>13/16</sup>"x47<sup>11/16</sup>"



**PELDAÑO ESCUADRA**  
 30x60 / 11<sup>13/16</sup>"x23<sup>5/8</sup>"  
 30x120 / 11<sup>13/16</sup>"x47<sup>11/16</sup>"



≡ Lucena Blanco 120x120cm / 47<sup>11/16</sup>"x47<sup>11/16</sup>"



NERJA



1CM



R9  
C1 A



SUAVE



≥3mm

# LUCENA

30x90 11<sup>13</sup>/<sub>16</sub>"x35<sup>7</sup>/<sub>16</sub>"

WALL TILES



30x90 / 11<sup>13</sup>/<sub>16</sub>"x35<sup>7</sup>/<sub>16</sub>"  
LUCENA 90  
BLANCO 53UE409



30x90 / 11<sup>13</sup>/<sub>16</sub>"x35<sup>7</sup>/<sub>16</sub>"  
EJIDO 90  
BLANCO 53UE429



30x90 / 11<sup>13</sup>/<sub>16</sub>"x35<sup>7</sup>/<sub>16</sub>"  
BAENA 90  
BLANCO 53UE419



30x90 / 11<sup>13</sup>/<sub>16</sub>"x35<sup>7</sup>/<sub>16</sub>"  
LUCENA 90  
ARENA 53UE709



30x90 / 11<sup>13</sup>/<sub>16</sub>"x35<sup>7</sup>/<sub>16</sub>"  
EJIDO 90  
ARENA 53UE729



30x90 / 11<sup>13</sup>/<sub>16</sub>"x35<sup>7</sup>/<sub>16</sub>"  
BAENA 90  
ARENA 53UE719



30x90 / 11<sup>13</sup>/<sub>16</sub>"x35<sup>7</sup>/<sub>16</sub>"  
LUCENA 90  
PERLA 53UE309



30x90 / 11<sup>13</sup>/<sub>16</sub>"x35<sup>7</sup>/<sub>16</sub>"  
EJIDO 90  
PERLA 53UE329



30x90 / 11<sup>13</sup>/<sub>16</sub>"x35<sup>7</sup>/<sub>16</sub>"  
BAENA 90  
PERLA 53UE319



||| Lucena Perla 30x90cm / 11<sup>13</sup>/<sub>16</sub>"x35<sup>7</sup>/<sub>16</sub>", Baena Perla 30x90cm / 11<sup>13</sup>/<sub>16</sub>"x35<sup>7</sup>/<sub>16</sub>" ≡ Lucena Perla 60x60cm / 23<sup>5</sup>/<sub>8</sub>"x23<sup>5</sup>/<sub>8</sub>"

## TECHNICAL CHARACTERISTICS

PORCELAIN TILES														
SERIES	REFERENCE	UNE-EN ISO 10545-3 AA*	UNE-EN ISO 10545-4 R-F*	UNE-EN ISO 10545-9 R-CH-T*	UNE-EN ISO 10545-11 R-C*	UNE-EN ISO 10545-14 M*	UNE-EN ISO 10545-13 A-L* A-P* A*/B*	UNE-EN ISO 10545-7 PEI*	UNE-EN ISO 10545-12 R-HE*	NORMA DIN 51 130	NORMA DIN 51097	UNE-ENV 41901:2017 EX	NORMA BS 7976 PTV WET 4S	ANSI 1371:2012 Apdo 9,6 (DCOF)
CORALINA	BLANCO, PERLA, BONE	<0,3%	>45 N/mm <sup>2</sup>	Resiste	Resiste	5	GA GA GLA	V	Resiste	R10	C	Clase 2/Clase 3	36+	>0,42
CORALINA 2CM	BLANCO, PERLA, BONE	<0,3%	>45 N/mm <sup>2</sup>	Resiste	Resiste	5	GA GA GLA	V	Resiste	R11	B	Clase 2/Clase 3	36+	>0,42
DISTRITO	CORTEN, ALUMINIO, ZINC,IRON, MARFIL	<0,3%	>45 N/mm <sup>2</sup>	Resiste	Resiste	5	GA GA GLA	IV	Resiste	R10	B	Clase 1	36+	>0,42
LUCENA	NIEVE, BLANCO, ARENA, PERLA	<0,3%	>45N/mm <sup>2</sup>	Resiste	Resiste	5	GA GA GLA	IV	Resiste	R9	A	Clase 1	-	>0,42
TERMA	BLANCO, BEIGE, GRIS, NOCE	<0,3%	>45 N/mm <sup>2</sup>	Resiste	Resiste	5	GA GA GLA	IV	Resiste	R10	B	Clase 1	-	>0,42

## PACKAGING SPECIFICATIONS

MEASURE	PCS/BOX	M <sup>2</sup> /BOX	Kg/BOX	BOXES/PALLET	M <sup>2</sup> /PALLET	Kg/PALLET
10x30 / 3 <sup>15</sup> / <sub>16</sub> "x11 <sup>13</sup> / <sub>16</sub> " PORCELAIN	33	0,99	25,00	42	41,58	1.050,00
30x60 / 11 <sup>13</sup> / <sub>16</sub> "x23 <sup>5</sup> / <sub>8</sub> " PORCELAIN	6	1,08	25,25	40	43,20	1.010,00
30x60,5 / 11 <sup>13</sup> / <sub>16</sub> "x23 <sup>14</sup> / <sub>16</sub> " PORCELAIN	6	1,08	25,80	40	43,20	1.032,00
60x60 / 23 <sup>5</sup> / <sub>8</sub> "x23 <sup>5</sup> / <sub>8</sub> " PORCELAIN	4	1,44	33,50	32	46,08	1.072,00
60x60 / 23 <sup>5</sup> / <sub>8</sub> "x23 <sup>5</sup> / <sub>8</sub> " PORCELAIN 2CM	2	0,72	33,50	32	23,04	1.072,00
80x80 / 31 <sup>1</sup> / <sub>2</sub> "x31 <sup>1</sup> / <sub>2</sub> " PORCELAIN	2	1,28	30,80	44	56,32	1.355,20
60x120 / 23 <sup>5</sup> / <sub>8</sub> "x47 <sup>11</sup> / <sub>16</sub> " PORCELAIN	2	1,44	34,50	30	43,20	1.035,00
120x120 / 47 <sup>11</sup> / <sub>16</sub> "x47 <sup>11</sup> / <sub>16</sub> " PORCELAIN	1	1,44	36,50	38	54,72	1.387,00

MEASURE	PCS/BOX	M <sup>2</sup> /BOX	Kg/BOX	BOXES/PALLET	M <sup>2</sup> /PALLET	Kg/PALLET
30x90 / 11 <sup>13</sup> / <sub>16</sub> "x35 <sup>7</sup> / <sub>16</sub> " WALL TILES	5	1,35	19,50	54	72,90	1.053,00

## SYMBOLS

MATT	SPECIAL TILE PIECES	ANTI-SLIP	NORMA DIN 51130 UNE-ENV 41901:2017 EX	NORMA DIN 51097
SHADE VARIATION: HIGH	SHADE VARIATION: MEDIUM	SHADE VARIATION: LOW	MESH-MOUNTED	NOT TO BE LAID WITH STAGGERED TILE JOINTS
RECTIFIED	NON-RECTIFIED	RELIEF	THICKNESS	MINIMUM WIDTH OF TILE JOINT



BELLACASA