

LUMINA

La colección LUMINA, inspirada en el ónice, representa una piedra semipreciosa sobre una paleta de color suave, que junto con el alto brillo característico del porcelánico esmaltado pulido MUSEUM, la convierten en una colección única para todo tipo de ambientes.

Actualmente, se encuentra disponible en los formatos 75,5x151 cm y 60x120 cm, y en dos colores: Ice y Beige.

LUMINA is a soft-coloured collection inspired by the semi-precious stone, onyx. This is a unique collection, with the mirror-like shine characteristic of MUSEUM's glazed porcelain tiles, suitable for all kinds of living spaces.

Now it comes in a 75,5x151 cm or 60x120 cm formats, and in a choice of two colours: Ice and Beige.



■ LUMINA-B/75,5X151/EP



COMBINABILITY LUMINA



LUMINA collection

STONE



LAVA collection



KRON collection

WOOD



WISTMAN OAK collection

METAL



LOOK collection

COLOURS & FINISHES LUMINA

COLOURS COLORES



ICE



BEIGE

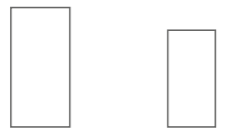
FINISHES ACABADOS



POLISHED (EP)

AVAILABLE FORMATS

Porcelain





	75,5x151 cm 29,7x59,4 "	60x120 cm 23,6x47,2 "
Thickness	10 mm	10 mm
Patterns	12	9
Shade variation	V1	V1
ICE	Polished (EP) 25579 M58	25703 M40
BEIGE	Polished (EP) 25288 M58	19254 M40

SPECIAL PIECES



Porcelain

D. MOSAIC

 30x30 cm 11,8x11,8 "	ICE	Polished (EP)	26358 U49
 30x30 cm 11,8x11,8 "	BEIGE	Polished (EP)	19549 U49

Porcelain


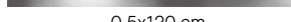
D. TRIANGLE *


 29x29 cm 11,4x11,4 "	ICE	Polished (EP)	26357 U58
 29x29 cm 11,4x11,4 "	BEIGE	Polished (EP)	26356 U58

* Only suitable for wall installations.
* Adecuado únicamente como revestimiento.

Aluminium

L. ALUMINIUM *

 0,5x120 cm 0,19x47,2 "	Matt	22302 U44
 0,5x120 cm 0,19x47,2 "	Shiny	22314 U44

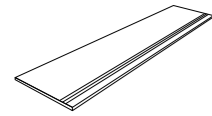


Graphic variation LUMINA ICE & BEIGE (60x120 cm format)

COMPLEMENTARY PIECES


NEW Digital Stair Tread Peldaño Escalera Digital (P.D)

DIGITAL STAIR TREAD



Sizes	Finishes	Prices
30x151	EP	U82
	NT, AS	U81
30x120	EP	U54
	NT, AS	U87
30x100	SP	U81
30x90	EP	U87
	AS	U77

Stair tread with three non-slip incisions.
Peldaño de escalera con tres incisiones antideslizantes.

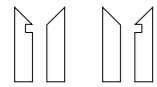


Stair tread with digital printing on the front, straight edge.
Peldaño de escalera con impresión digital frontal, borde recto.



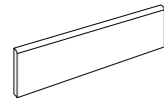
Complementary Pieces Piezas Complementarias

S.K.I.



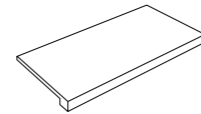
Sizes	Finishes	Prices
8x30	P, EP, SP, AS, NT, AG, A, SC	U53

SKIRTING



Sizes	Finishes	Prices
8x100	P	U48
	NT, SP	U45
8x90	EP, NT, A, AG, AS	U44
8x75,5	EP, NT, AG, AS	U43
	P	U45
8x60	EP, NT, AG, AS, SC	U35

TECHNICAL STAIR TREAD



Sizes	Finishes	Prices
30x151	EP	U86
	NT	U80
30x120	P	U80
	EP, NT	U75
30x100	P, NT, SP	U74
30x90	EP, NT, A, AG, AS	U76
	EP	U76
30x75,5	NT, AG, AS	U70
	P	U82
30x60	EP, NT, AG, AS, SC	U54

TECHNICAL CHARACTERISTICS

Technical Characteristics Características Técnicas

	JOINT	FROST PROOF	VERSATILE	RECTIFIED	DIFFERENT SHADES	V1 V2 V3 V4 SHADE VARIATION	VARIOUS GRAPHICS	CLEANING NON-ABRASIVE
Premium Polished (P)	✓	✓	✓	✓	✓	✓	✓	✓
Polished (EP)	✓	✓	✓	✓	✓	✓	✓	✓
Shaped (SP)	✓	✓	✓	✓	✓	✓	✓	✓
All in One (AS)	✓	✓	✓	✓	✓	✓	✓	✓
Natural (NT)	✓	✓	✓ *	✓	✓	✓	✓	✓
Aged (AG)	✓	✓	✓	✓	✓	✓	✓	✓
Anti-Slip (A)	✓	✓	✓	✓	✓	✓	✓	✓
Scratched (SC)	✓	✓	✓	✓	✓	✓	✓	✓

* Only when Porcelain tiles, never for White Body wall tiles.
*Sólo en Porcelánico, nunca para revestimiento de Pasta Blanca.

Applications Aplicaciones

	Wall								Floor							
	P	EP	SP	AS	NT	AG	A	SC	P	EP	SP	AS	NT	AG	A	SC
INTERIOR	yes	yes	yes	yes	yes	yes	yes	yes	yes	yes	yes	yes	yes	yes	yes	yes
EXTERIOR	yes	yes	yes	yes	yes	yes	yes	yes	yes	yes	yes	yes	yes	yes	yes	yes
TRAFFIC	yes	yes	yes	yes	yes	yes	yes	yes	light	light	light medium	high	light **	light	high	high
WET AREAS	yes	yes	yes	yes	yes	yes	yes	yes	no	no	no	yes	no ***	no ***	yes	yes

** Except in MAINSTONE collection that is medium-high.
**Excepto en la colección MAINSTONE que es medio-alto.

*** Suitable for wet interior areas such as entrances to buildings from outer space (except in the case of direct access to restricted areas), covered terraces, changing rooms, showers, bathrooms, toilets, kitchens, etc.
***Adecuado para áreas interiores húmedas, como entradas a edificios desde el espacio exterior (excepto en el caso de acceso directo a áreas restringidas), terrazas cubiertas, vestuarios, duchas, baños, aseos, cocinas, etc.


PACKING

NEW



100 x 260 x 0,6 cm
39,4 x 102,4 *

porcelain



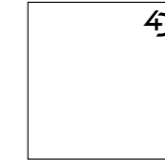
100 x 180 cm
39,4 x 70,8 *



75,5 x 151 cm
29,7 x 59,5 *



60 x 120 cm
23,6 x 47,2 *



100 x 100 cm
39,4 x 39,4 *



50 x 100 cm
19,7 x 39,4 *



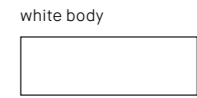
24 x 100 cm
9,5 x 39,4 *



90 x 90 cm
35,4 x 35,4 *



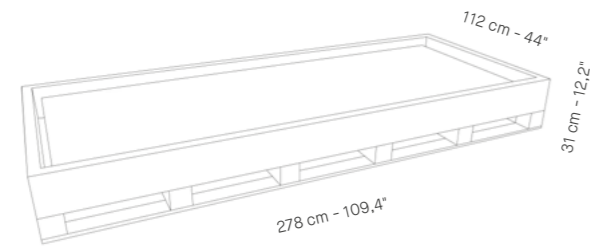
60 x 60 cm
23,6 x 23,6 *



white body
33,3 x 100
13,11 x 39,4 *

WOODEN CRATE

20 Slabs Placas



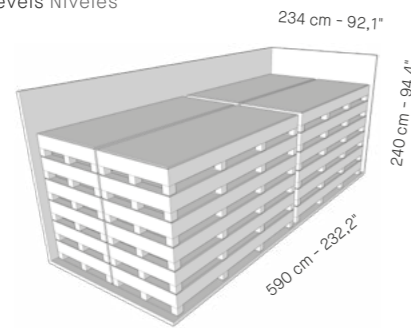
Sizes - Formatos	Slab - Placa			Wooden Crate - Cajón Madera		
	Piezas	m ²	kg	Placas	m ²	kg
100 x 260 x 0,6	1	2,6	36,40	20	52	826,8
inch	Units	ft²	lb	Slabs	ft²	lb
39,4 x 102,4 x 0,24	1	28	80,24	20	559,7	1822,8

Sizes - Formatos	Box - Caja			Pallet				Container 20' 24000 Kg.		
	Piezas	m ²	kg	Cajas	m ²	kg	Tamaño aprox. cm	N° pallets	m ²	kg
100 x 180 x 0,8	2	3,6	70,25	18	64,8	1315	190 x 115 x 60	17	1101,6	22347
75,5 x 151 x 1	1	1,14	26	44	50,16	1189	160 x 92 x 76	17	852,72	20213
60 x 120 x 1	2	1,44	33,18	27	38,88	921	120 x 80 x 75	26	1010,8	23942
100 x 100 x 0,8	2	2	36,8	32	64	1220	112 x 112 x 100	19	1216	23172
50 x 100 x 0,8	3	1,5	28,2	24	36	719	120 x 80 x 66	33	1188	23159
24 x 100 x 0,8	4	0,96	17,8	40	38,4	736	120 x 80 x 63	32	1228,8	23552
90 x 90 x 1	2	1,62	37,96	22	35,64	860	105 x 95 x 75	27	962,28	23223
60 x 60 x 1	3	1,08	24,3	40	43,2	997	120 x 80 x 75	24	1036,8	23928
33,3 x 100 x 1,05	4	1,33	24	48	63,84	1177	118 x 110 x 81	20	1276,8	23540
inch	Units	ft²	lb	Boxes	ft²	lb	Approx. sizes inch	N° pallets	ft²	lb
39,4 x 70,8 x 0,35	2	38,75	154,87	18	775	3208	71,2 x 44,1 x 25,2	17	12400,12	51323
29,7 x 59,4 x 0,39	1	12,27	37,68	44	539,92	2621	62,9 x 36,2 x 29,9	17	9178,6	44562
23,6 x 47,2 x 0,39	2	15,5	82,95	27	418,5	2030	47,2 x 31,4 x 29,5	26	10881	52783
39,4 x 39,4 x 0,35	2	21,53	81,12	32	688,89	2689	44,1 x 44,1 x 39,4	19	13088,92	51086
19,7 x 39,4 x 0,35	3	16,15	62,17	24	387,5	1585	47,25 x 31,5 x 26	33	12787,63	51056
9,5 x 39,4 x 0,35	4	10,33	39,24	40	413,33	1623	47,25 x 31,5 x 24,8	32	13226,7	51923
35,4 x 35,4 x 0,39	2	17,44	88,18	22	383,62	1896	41,3 x 37,4 x 29,5	27	10357,9	51198
23,6 x 23,6 x 0,39	3	11,63	61,42	40	465	2198	47,2 x 31,4 x 29,5	24	11160	52752
13,11 x 39,4 x 0,41	4	14,31	52,91	48	687,16	2595	46,4 x 43,3 x 31,8	20	13743,47	51897

20' CONT.

24 Crates Cajones

6 Levels Niveles

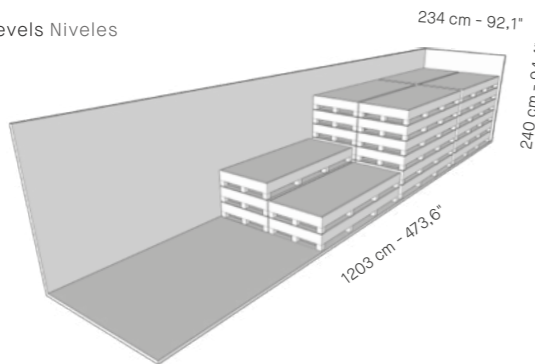


Sizes - Formatos	Slab - Placa			Cont./20' 24000 Kg.			
	Piezas	m ²	kg	Cajón Madera	m ²	kg	Tamaño aprox. cm
100 x 260 x 0,6	1	2,6	36,40	24	1248	19843,2	590 x 234 x 240
inch	Units	ft²	lb	Wooden Crate	ft²	lb	Approx. size inch
39,4 x 102,4 x 0,24	1	28	80,24	24	13433,4	43746,8	232,3 x 92,12 x 94,5

40' CONT.

29 Crates Cajones

6 Levels Niveles



Sizes - Formatos	Slab - Placa			Cont./40' 24000 Kg.			
	Piezas	m ²	kg	Cajón Madera	m ²	kg	Tamaño aprox. cm
100 x 260 x 0,6	1	2,6	36,40	29	1508	23977,2	1203 x 234 x 240
inch	Units	ft²	lb	Wooden Crate	ft²	lb	Approx. size inch
39,4 x 102,4 x 0,24	1	28	80,24	29	16232	52860,7	473,6 x 92,1 x 94,5