

MUSEUM

MAINSTONE

UNIQUE SURFACES

MAINSTONE is a porcelain tile collection inspired by more soothing versions of Breccia stone. It stands out particularly for its well-balanced shades, with a distinctive subtle pattern that lends it a modern and elegant appeal.

Comes in a Shaped, Natural, Polished or Anti-Slip finish in four particular warm colours: Cloud, Oat, Dolphin & Moon. It is available in a 260x100cm, 180x100cm, 75,5x151cm, 60x120cm, 90x90cm or 60x60cm format and also in 33,3x100cm wall tiles in a Natural finish, in addition to a 33,3x100cm chevron decor.


MAINSTONE es una colección de porcelánico, inspirada en una Breccia calmada, que se caracteriza principalmente por una estética compensada a nivel tono, y diferenciada de forma sutil por un ligero veteado, que le proporciona un carácter moderno y elegante al mismo tiempo.

Se encuentra disponible en acabado Shaped, Natural, Polished o Anti-Slip, sobre una variedad cromática con especial aporte cálido, diferenciados en cuatro tonos: Cloud, Oat, Dolphin y Moon. Se presenta en formatos 260x100cm, 180x100cm, 75,5x151cm, 60x120cm, 90x90cm, 60x60cm y, en revestimiento acabado natural, 33,3x100cm, acompañado de un decorado chevron también en dicho formato.

To see more details, [WATCH VIDEO](#)



STONE EFFECT



MAINSTONE, part of STONE EFFECT range

Unique natural-looking surfaces with a design evocative of natural minerals or rock. Industrially manufactured, without harming our precious natural environment.

MAINSTONE es parte de EFECTO PÉTREO

Superficies únicas de aspecto natural cuyo diseño deriva de una roca o mineral existente en la naturaleza. Obtenido industrialmente sin dañar la increíble naturaleza que nos rodea.

NEW FINISH



The new MUSEUM technology

SHAPED combines digital and traditional techniques that allows us to coordinate the graphics with the relief to achieve volume on the surface and an extra soft texture that reproduces the natural stone in all its senses.

La nueva tecnología de MUSEUM


SHAPED combina tecnología digital y tradicional, que nos permite coordinar la gráfica con el relieve para conseguir volumen en superficie, y una textura extra suave, que reproduce la piedra natural en todos sus sentidos.



■ CALACATTA EXTRA GOLD NT/100X260/R & MAINSTONE OAT NT/75,5x151/C/R ■ CALACATTA EXTRA GOLD NT/100X260/R


COMBINABILITY

MAINSTONE
collection



MARBLE

CALACATTA 4D
collection



OROBICO
collection




STONE

LAVA
collection



WOOD

WISTMAN OAK
collection





MAINSTONE DOLPHIN NT/100X260/R



MAINSTONE MOON SP/100x180/R





MAINSTONE CLOUD SP/100x180/R





MAINSTONE CLOUD SP/100x180/R



Unparalleled realism.

**An extra-smooth surface and
a relief texture matching the design.**

Realismo incomparable.

Una textura extra suave y un
relieve coordinado con la gráfica.





MAINSTONE MOON NT/60x120/C/R MAINSTONE DOLPHIN NT/60x120/C/R



MAINSTONE CLOUD/75,5x151/EP

Versatility.

Thanks to its wide variety of formats and finishes, MAINSTONE can be used in differing applications.

Versatilidad.

Gracias a su amplia variedad de formatos y acabados, MAINSTONE se puede utilizar para diferentes usos.



■ OUTDOOR MAINSTONE OAT/90x90/A/R INDOOR MAINSTONE OAT/90x90/EP



■ MAINSTONE DOLPHIN NT/60x60/C/R ■ MAINSTONE DOLPHIN NT/33,3x100/R & MAINSTONE DOLPHIN DECOR/33,3x100/R & D.MAINSTONE MIX TANGRAM NT/30x30/C



■ MAINSTONE CLOUD NT/33.3x100/R
& MAINSTONE CLOUD DECOR/33.3x100/R



Singularity.

Its chevron relief texture demonstrates that volume and geometrics can be combined to trendsetting end effect.

Singularidad.

Su relieve chevron demuestra que una buena combinación de geometría y volumen, puede ser pura tendencia.



COLOURS

CLOUD



OAT



DOLPHIN



MOON



FINISHES

NATURAL (NT)



SHAPED (SP)



POLISHED (EP)



ANTI-SLIP (A)



AVAILABLE FORMATS

		Porcelain				White Body			
		6 mm	8 mm	10 mm		10 mm		10,5 mm	
Thickness									
Patterns		5	10	12	16	8	32	20	10
Shade variation		V1	V1	V1	V1	V1	V1	V1	V1
CLOUD	Natural (NT)	28707 M90	-	27835 M59	27250 M66	27258 M68	27262 M60	27516 M82	27521 M83
	Shaped (SP)	-	28595 M94	-	-	-	-	-	-
	Polished (EP)	-	-	27242 M58	27247 M40	27254 M2	-	-	-
	Anti-Slip (A)	-	-	-	-	27819 M81	-	-	-
OAT	Natural (NT)	28710 M89	-	27838 M59	27251 M66	27257 M68	27263 M60	27514 M82	27518 M83
	Shaped (SP)	-	28718 M94	-	-	-	-	-	-
	Polished (EP)	-	-	27243 M58	27244 M40	27255 M2	-	-	-
	Anti-Slip (A)	-	-	-	-	27829 M81	-	-	-
DOLPHIN	Natural (NT)	28708 M89	-	27836 M59	27249 M66	27259 M68	27261 M60	27515 M82	27519 M83
	Shaped (SP)	-	28719 M94	-	-	-	-	-	-
	Polished (EP)	-	-	27241 M58	27246 M40	27253 M2	-	-	-
	Anti-Slip (A)	-	-	-	-	27828 M81	-	-	-
MOON	Natural (NT)	28801 M89	-	27837 M59	27248 M66	27256 M68	27260 M60	27517 M82	27520 M83
	Shaped (SP)	-	28717 M94	-	-	-	-	-	-
	Polished (EP)	-	-	27240 M58	27245 M40	27252 M2	-	-	-
	Anti-Slip (A)	-	-	-	-	27830 M81	-	-	-



For more details see Technical Characteristics (page 35)
Para más detalles ver Características Técnicas (página 35)

SPECIAL PIECES

Porcelain			
TRI.			
	CLOUD	Natural (NT)	27847 U34
		Polished (EP)	27854 U34
	OAT	Natural (NT)	27849 U34
		Polished (EP)	27855 U34
	DOLPHIN	Natural (NT)	27850 U34
		Polished (EP)	27856 U34
	MOON	Natural (NT)	27851 U34
		Polished (EP)	27857 U34

White Body			
D. TRIANGLE			
	CLOUD	Natural (NT)	27885 U55
	OAT	Natural (NT)	27888 U55
	DOLPHIN	Natural (NT)	27886 U55
	MOON	Natural (NT)	27887 U55

Porcelain			
D.ARR.1			
	MAINSTONE OAT & OROBICO LIGHT	Polished (EP)	27889 U51
	MAINSTONE MOON & OROBICO DARK	Polished (EP)	27891 U51
D.ARR.2			
	MAINSTONE OAT & OROBICO LIGHT	Polished (EP)	27890 U51
	MAINSTONE MOON & OROBICO DARK	Polished (EP)	27892 U51

Porcelain			
D. MIX. TANGRAM			
	MAINSTONE OAT & OROBICO LIGHT	Polished (EP)	27893 U51
	MAINSTONE MOON & OROBICO DARK	Polished (EP)	27892 U51
D. DIAGONALE			
	MAINSTONE MIX (CLOUD, OAT, DOLPHIN & MOON)	Natural (NT)	27884 U53
		Polished (EP)	27883 U53

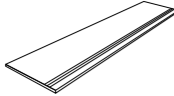
Porcelain

P.V. (POOL COPING)	ANG.P.V. (POOL COPING INTERNAL CORNER)	E.P.V. (POOL COPING EXTERNAL CORNER)	REJ. (DRAINAGE GRATE)	ANG.REJ. (ANGLE CORNER DRAINAGE GRATE)	T.REJ. (SQUARE CORNER DRAINAGE GRATE)
20x90x1 cm 8x35,4x0,4 "	90x90x1 cm 35,4x35,4x0,4 "	90x90x1 cm 35,4x35,4x0,4 "	15x45x2,3 cm 6x17,7x0,9 "	45x45x2,3 cm 17,7x17,7x0,9 "	15x15x2,3 cm 6x6x0,9 "


CLOUD	Anti-Slip (A)	27907 U81	27911 U75	27915 U75	27923 U54	27927 U75	27928 U71
OAT	Anti-Slip (A)	27908 U81	27912 U75	27922 U75	27926 U54	27934 U75	27931 U71
DOLPHIN	Anti-Slip (A)	27909 U81	27913 U75	27920 U75	27924 U54	27932 U75	27929 U71
MOON	Anti-Slip (A)	27910 U81	27914 U75	27921 U75	27925 U54	27933 U75	27930 U71

COMPLEMENTARY PIECES

NEW Digital Stair Tread - Peldaño Escalera Digital (P.D)

	FINISHES	DIGITAL STAIR TREAD	
Shape			
Size & Price	EP	30x151	U82
	NT	30x151	U81
	EP	30x120	U54
	NT	30x120	U87
	SP	30x100	U81
	EP	30x90	U87


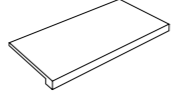
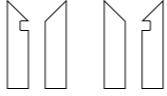
Stair tread with three non-slip incisions.
Peldaño de escalera con tres incisiones antideslizantes.



Stair tread with digital printing on the front, straight edge.
Peldaño de escalera con impresión digital frontal, borde recto.










Complementary Pieces - Piezas Complementarias

	FINISHES	SKIRTING		TECHNICAL STAIR TREAD		S.K.I.	
Shape							
Size & Price	EP	8x75,5	U43	30x151	U86	8x30	U53
	NT	8x75,5	U43	30x151	U80	8x30	U53
	EP, NT	8x60	U35	30x120	U75	8x30	U53
	EP, NT, A	8x90	U44	30x90	U76	8x30	U53
	EP	8x75,5	U43	30x75,5	U76	8x30	U53
	NT	8x75,5	U43	30x75,5	U70	8x30	U53
	EP, NT	8x60	U35	30x60	U54	8x30	U53

TECHNICAL CHARACTERISTICS

Technical Characteristics - Características Técnicas

	 JOINT	 FROST PROOF	 VERSATILE	 RECTIFIED	 DIFERENT SHADES	V1 V2 V3 V4 SHADE VARIATION	 VARIOUS GRAPHICS	 CLEANING NON-ABRASIVE
Natural (NT)	✓	✓	✓	✓	✓	✓	✓	✓
Shaped (SP)	✓	✓	✓	✓	✓	✓	✓	✓
Polished (EP)	✓	✓	✓	✓	✓	✓	✓	✓
Anti-Slip (A)	✓	✓	✓	✓	✓	✓	✓	✓

Applications - Aplicaciones

	Wall				Floor			
	EP	SP	NT	A	EP	SP	NT	A
INTERIOR	yes	yes	yes	yes	yes	yes	yes	yes
EXTERIOR	yes	yes	yes	yes	yes	yes	yes	yes
TRAFFIC	yes	yes	yes	yes	light	medium-light	medium-high	high
WET AREAS	yes	yes	yes	yes	no	no	no**	yes

** Suitable for wet interior areas such as entrances to buildings from outer space (except in the case of direct access to restricted areas), covered terraces, changing rooms, showers, bathrooms, toilets, kitchens, etc.

**Adecuado para áreas interiores húmedas, como entradas a edificios desde el espacio exterior (excepto en el caso de acceso directo a áreas restringidas), terrazas cubiertas, vestuarios, duchas, baños, aseos, cocinas, etc.

TECHNICAL DATA

Natural (NT) *

Anti-Slip (A)

	DIN 51130	DIN 51097	UNE-ENV 126 33	BS 7976-2 (PTV)	ANSI A137.1 (DCOF)
R10		-	Class 2	+36 Wet	>0,42 Wet
R11		A + B	Class 3	+36 Wet	>0,42 Wet

*Except 100x260 cm / Excepto 100x260 cm



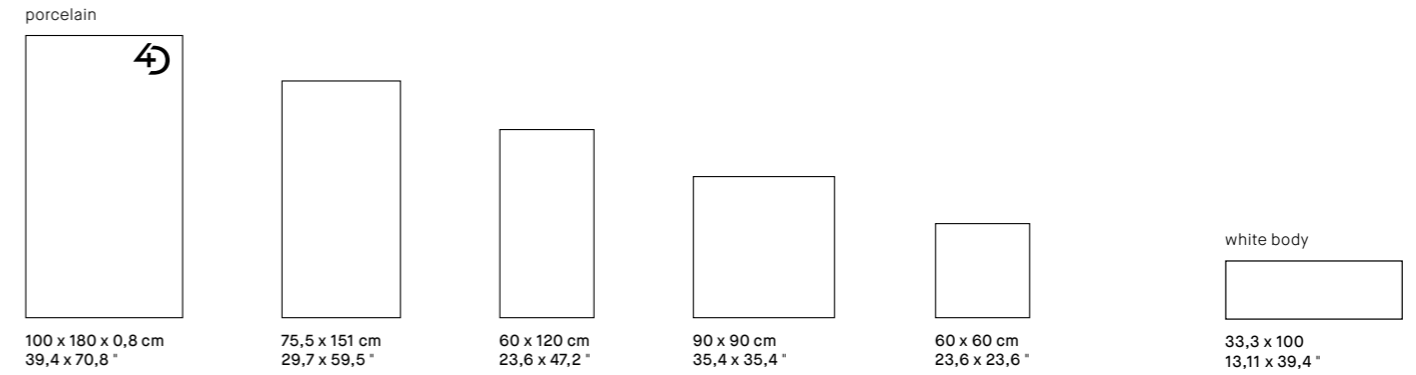

60x120 cm

90x90 cm

60x60 cm

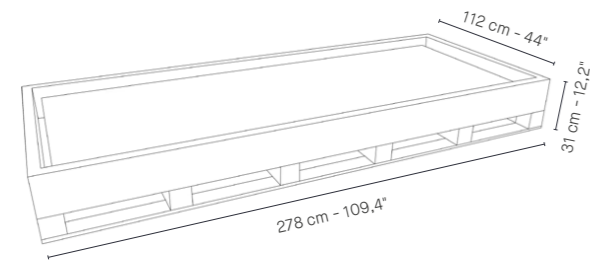
	CLOUD (NT)	OAT (NT)	DOLPHIN (NT)	MOON (NT)
	U4 P3 E3 C2	U4 P3 E3 C2	U4 P3 E3 C2	U4 P3 E3 C2
	U4 P3 E3 C2	U4 P3 E3 C2	U4 P3 E3 C2	U4 P3 E3 C2
	U4 P4+ E3 C2	U4 P4+ E3 C2	U4 P4+ E3 C2	U4 P4+ E3 C2

PACKING



WOODEN CRATE

20 Slabs - Placas



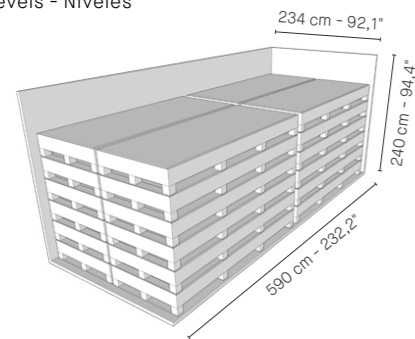
Sizes - Formatos	Slab - Placa			Wooden Crate - Cajón Madera		
	Piezas	m ²	kg	Placas	m ²	kg
100 x 260 x 0,6	1	2,6	36,40	20	52	826,8
inch	Units	ft²	lb	Slabs	ft²	lb
39,4 x 102,4 x 0,24	1	28	80,24	20	559,7	1822,8

Sizes - Formatos	Box - Caja			Pallet			Container 20' 24000 Kg.			
	Piezas	m ²	kg	Cajas	m ²	kg	Tamaño aprox. cm	Nº pallets	m ²	kg
100 x 180 x 0,8	2	3,6	70,25	18	64,8	1315	190 x 115 x 60	17	1101,6	22347
75,5 x 151 x 1	1	1,14	26	44	50,16	1189	160 x 92 x 76	17	852,72	20213
60 x 120 x 1	2	1,44	33,18	27	38,88	921	120 x 80 x 75	26	1010,8	23942
90 x 90 x 1	2	1,62	37,96	22	35,64	860	105 x 95 x 75	27	962,28	23223
60 x 60 x 1	3	1,08	24,3	40	43,2	997	120 x 80 x 75	24	1036,8	23928
33,3 x 100 x 1,05	4	1,33	24	48	63,84	1177	118 x 110 x 81	20	1276,8	23540
inch	Units	ft²	lb	Boxes	ft²	lb	Approx. sizes inch	Nº pallets	ft²	lb
39,4 x 70,8 x 0,35	2	38,75	154,87	18	775	3208	71,2 x 44,1 x 25,2	17	12400,12	51323
29,7 x 59,4 x 0,39	1	12,27	37,68	44	539,92	2621	62,9 x 36,2 x 29,9	17	9178,6	44562
23,6 x 47,2 x 0,39	2	15,5	82,95	27	418,5	2030	47,2 x 31,4 x 29,5	26	10881	52783
35,4 x 35,4 x 0,39	2	17,44	88,18	22	383,62	1896	41,3 x 37,4 x 29,5	27	10357,9	51198
23,6 x 23,6 x 0,39	3	11,63	61,42	40	465	2198	47,2 x 31,4 x 29,5	24	11160	52752
13,11 x 39,4 x 0,41	4	14,31	52,91	48	687,16	2595	46,4 x 43,3 x 31,8	20	13743,47	51897

20' CONT.

24 Crates - Cajones

6 Levels - Niveles

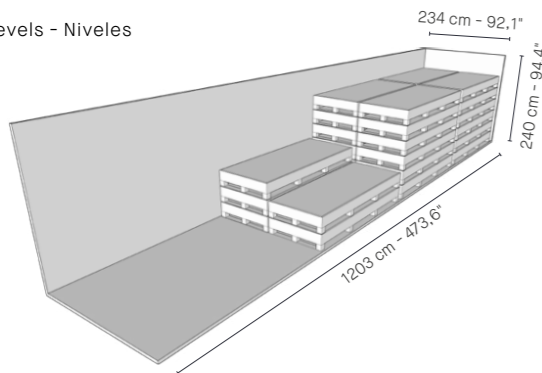


Sizes - Formatos	Slab - Placa			Cont./20' 24000 Kg.			
	Piezas	m ²	kg	Cajón Madera	m ²	kg	Tamaño aprox. cm
100 x 260 x 0,6	1	2,6	36,40	24	1248	19843,2	590 x 234 x 240
inch	Units	ft²	lb	Wooden Crate	ft²	lb	Approx. size inch
39,4 x 102,4 x 0,24	1	28	80,24	24	13433,4	43746,8	232,3 x 92,12 x 94,5

40' CONT.

29 Crates - Cajones

6 Levels - Niveles



Sizes - Formatos	Slab - Placa			Cont./40' 24000 Kg.			
	Piezas	m ²	kg	Cajón Madera	m ²	kg	Tamaño aprox. cm
100 x 260 x 0,6	1	2,6	36,40	29	1508	23977,2	1203 x 234 x 240
inch	Units	ft²	lb	Wooden Crate	ft²	lb	Approx. size inch
39,4 x 102,4 x 0,24	1	28	80,24	29	16232	52860,7	473,6 x 92,1 x 94,5

MUSEUM

All colours and hues appearing in this catalogue should be considered approximate, only in view of the printing processes involved. The rights of all contents (texts, photographs, drawings, designs, etc.) of this catalogue remain the property of PERONDA GROUP S.A (or, failing that, they have the corresponding permissions of the owners). No part of this publication may be reproduced, stored in a retrieval system, or transmitted in any form or by any means, electronic, mechanical, photocopying, recording or otherwise, without the prior written permission of the copyright holders.

© PERONDA GROUP 2020

Av. Manuel Escobedo, 26
12200 Onda (Castellón) Spain
+34 964 602 012

