

# MELROSE



MELROSE AQUA /60


Harmony presents a tile product of a type new to its range: a wood-effect collection in a matt finish. MELROSE emulates painted wood with a unique worn look brought about through use and the passing of the years.

Harmony presenta una nueva tipología de producto en su catálogo gracias a esta colección de madera cerámica. De acabado mate, MELROSE presenta en su gráfica una madera pintada, desgastada por el tiempo y el uso hasta hacerla única.



MELROSE AQUA/60






ARR.2 MELROSE SILVER /39.5

# MELROSE



21772 MELROSE SILVER/60 Q8 (9,8X59,3 cm) (3<sup>7</sup>/<sub>8</sub>x23<sup>3</sup>/<sub>8</sub>"  
48 patterns



21774 MELROSE AQUA/60 Q8 (9,8X59,3 cm) (3<sup>7</sup>/<sub>8</sub>x23<sup>3</sup>/<sub>8</sub>"  
48 patterns



22202 ARR.1 MELROSE SILVER/39,5 Q18 (8,5x39,5 cm) (3<sup>3</sup>/<sub>8</sub>x15<sup>9</sup>/<sub>16</sub>"  
48 patterns




22200 ARR.1 MELROSE AQUA/39,5 Q18 (8,5x39,5 cm) (3<sup>3</sup>/<sub>8</sub>x15<sup>9</sup>/<sub>16</sub>"  
48 patterns



22204 ARR.2 MELROSE SILVER/39,5 Q18 (8,5x39,5 cm) (3<sup>3</sup>/<sub>8</sub>x15<sup>9</sup>/<sub>16</sub>"  
48 patterns



22203 ARR.2 MELROSE AQUA/39,5 Q18 (8,5x39,5 cm) (3<sup>3</sup>/<sub>8</sub>x15<sup>9</sup>/<sub>16</sub>"  
48 patterns



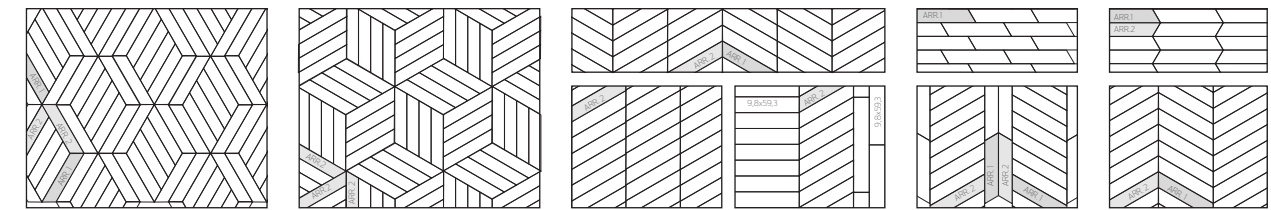
21773 MELROSE BLACK/60 Q8 (9,8X59,3 cm) (3<sup>7</sup>/<sub>8</sub>x23<sup>3</sup>/<sub>8</sub>"  
48 patterns



22201 ARR.1 MELROSE BLACK/39,5 Q18 (8,5x39,5 cm) (3<sup>3</sup>/<sub>8</sub>x15<sup>9</sup>/<sub>16</sub>"  
48 patterns



22205 ARR.2 MELROSE BLACK/39,5 Q18 (8,5x39,5 cm) (3<sup>3</sup>/<sub>8</sub>x15<sup>9</sup>/<sub>16</sub>"  
48 patterns



Examples of possible combinations.  
Ejemplos de posibles combinaciones.

30 pieces 1 m<sup>2</sup>

## TECHNICAL CHARACTERISTICS

	CERAMIC	SHOWER WALL	SHOWER FLOOR	INDOOR	OUTDOOR	SHADE VARIATION	MATT	GLOSS	HANDMADE DECORS	CLEANING NON-ABRASIVE	MESH	FLOOR TRAFFIC	DIN 51130	UNE-ENY 12633	BS 7672	ANSI A137.1	SELF UNIT	SELF m <sup>2</sup>	PIECES m <sup>2</sup>	PIECES sq ft	PIECES BOX	m <sup>2</sup> BOX	sq ft BOX	WEIGHT BOX (kg)	WEIGHT BOX (lb)	BOXES PALLET	m <sup>2</sup> PALLET	sq ft PALLET	CHIP SIZE	THICKNESS (mm)	THICKNESS (inch)
MELROSE 60	•	•	•	•	•	•	•	•	•	•	•	•	R11	C2	+36WET	> 0,42	•	17	1,6	15	0,87	9,36	17,82	39,22	72	62,64	674,25	9,5	0,37		
ARR.1 MELROSE	•	•	•	•	•	•	•	•	•	•	•	•	R11	C2	+36WET	> 0,42	•	30	2,77	10	0,34	3,61	7,1	15,62	120	40,8	439,17	9,5	0,37		
ARR.2 MELROSE	•	•	•	•	•	•	•	•	•	•	•	•	R11	C2	+36WET	> 0,42	•	30	2,77	10	0,34	3,61	7,1	15,62	120	40,8	439,17	9,5	0,37		

## PACKING