

MYSTIC

6 CORES
COLOURS

4 FORMATOS PAVIMENTO
FLOOR TILES FORMATS

2 ACABAMENTOS
FINISHES

4 MOSAICOS
MOSAICS

1 DECORADO
DECOR

NOVIDADE NOVELTY

PRETO NOITE MIDNIGHT BLACK | 15,5x98 CHVP cm 6"x39" CHVP | 9134/100
PRETO NOITE MIDNIGHT BLACK | 16x99 cm 6"x39" | 9124

CINCA 




PRETO NOITE - CASTANHO SELA MIDNIGHT BLACK - SADDLE BROWN
Kirin | 16x99 cm 6"x39" | 9142



CASTANHO SELA SADDLE BROWN | 23,5x98 P · 15,5x98 Pcm 9"x39" P · 6"x39" P | 9132



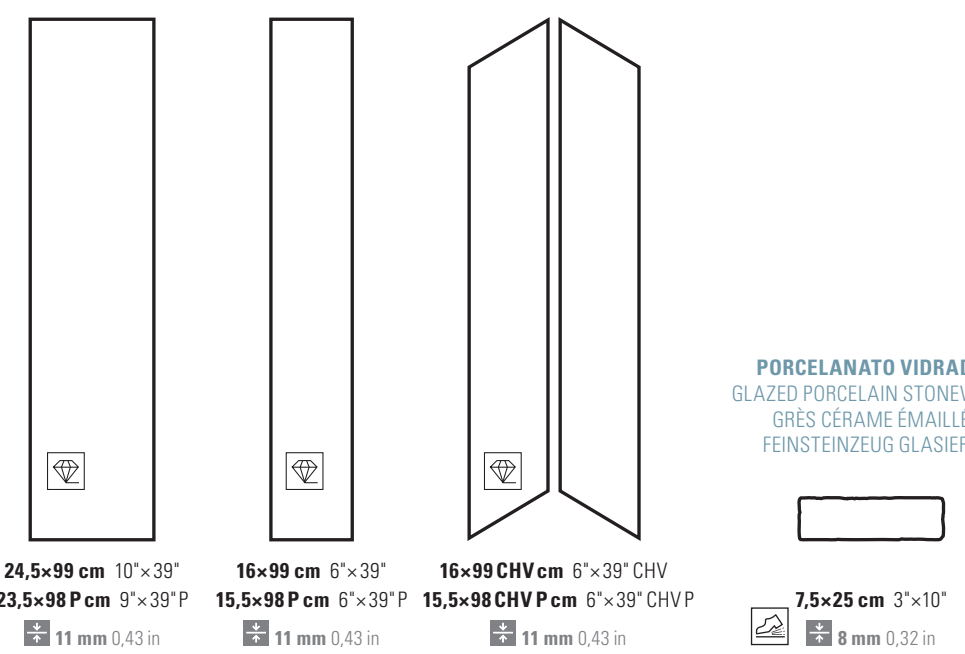
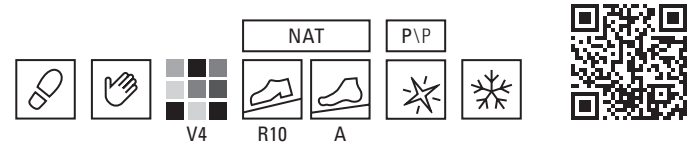


AZUL SAFIRA SAPHIRE BLUE | 7,5x25cm 3"x10" | 9123



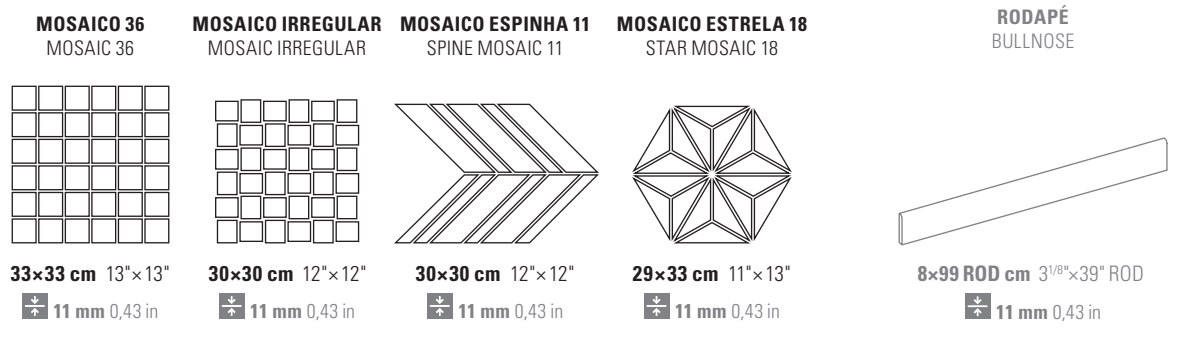
CINZA FUMO - AZUL SAFIRA SMOKE GREY - SAPHIRE BLUE | Kirin | 16x99 cm 6x39" | 9141
 AZUL SAFIRA SAPHIRE BLUE | 15,5x98 P cm 6"x39" P | 9133
 AZUL SAFIRA SAPHIRE BLUE | 16x99 cm 6"x39" | 9123

PORCELÂNICO PASTA CORADA DECORADO
 COLORED BODY PORCELAIN STONEWARE
 GRÈS CÉRAME DÉCORÉ COLORÉ DANS LA MASSE
 DURCHGEFÄRBTES DEKORIERTES FEINSTEINZEUG



PORCELANATO VIDRADO
 GLAZED PORCELAIN STONEWARE
 GRÈS CÉRAME ÉMAILLÉ
 FEINSTEINZEUG GLASIERT

| | 24,5x99 | 23,5x98 P | 16x99 | 15,5x98 P | 16x99 CHV | 15,5x98 CHV P | 7,5x25 |
|---|--------------------|-----------|--------------------|-----------|--------------------|---------------|--------|
| | 134 | 152 | 134 | 152 | 152 | 158 | 87 |
| CHEVRON 2 Peças 2 Tiles | | | | | | | |
| BRANCO GELO ICE WHITE | 9120 | 9130 | 9120 | 9130 | 9120/100 | 9130/100 | 5 |
| CINZA FUMO SMOKE GREY | 9121 | 9131 | 9121 | 9131 | 9121/100 | 9131/100 | 4 |
| CASTANHO SELA SADDLE BROWN | 9122 | 9132 | 9122 | 9132 | 9122/100 | 9132/100 | 4 |
| AZUL SAFIRA SAPHIRE BLUE | 9123 | 9133 | 9123 | 9133 | 9123/100 | 9133/100 | 3 |
| PRETO NOITE MIDNIGHT BLACK | 9124 | 9134 | 9124 | 9134 | 9124/100 | 9134/100 | 2 |
| GRÈGE PROFUNDO DEEP GREIGE | 9125 | 9135 | 9125 | 9135 | 9125/100 | 9135/100 | 3 |
| VARIACOES GRÁFICAS: GRAPHIC VARIATIONS: | ATÉ 38 UP TO 38 | | ATÉ 54 UP TO 54 | | ATÉ 76 UP TO 76 | | |




| | 33x33 | 30x30 | 30x30 | 29x33 | 29x33 P | 8x99 ROD |
|-----------------------------------|----------|----------|----------|----------|----------|----------|
| | 49 | 51 | 62 | 88 | 97 | 41 |
| BRANCO GELO ICE WHITE | 9120/640 | 9120/920 | 9120/112 | 9120/018 | 9130/018 | 9120 |
| CINZA FUMO SMOKE GREY | 9121/640 | 9121/920 | 9121/112 | 9121/018 | 9131/018 | 9121 |
| CASTANHO SELA SADDLE BROWN | 9122/640 | 9122/920 | 9122/112 | 9122/018 | 9132/018 | 9122 |
| AZUL SAFIRA SAPHIRE BLUE | 9123/640 | 9123/920 | 9123/112 | 9123/018 | 9133/018 | 9123 |
| PRETO NOITE MIDNIGHT BLACK | 9124/640 | 9124/920 | 9124/112 | 9124/018 | 9134/018 | 9124 |
| GRÈGE PROFUNDO DEEP GREIGE | 9125/640 | 9125/920 | 9125/112 | 9125/018 | 9135/018 | 9125 |

Artigos vendidos ao m² Products are sold per m². Artigos vendidos à peça Products are sold "per piece". P= Polido P=Polished

KIRIN
 16x99 6"x39"

ATÉ 12 VARIAÇÕES GRÁFICAS
 UP TO 12 GRAPHIC VARIATIONS



| | BRANCO GELO | AZUL SAFIRA | CINZA FUMO | PRETO NOITE | CASTANHO SELA | AZUL SAFIRA |
|--|-------------|--------------|------------|----------------|---------------|--------------|
| | ICE WHITE | SAPHIRE BLUE | SMOKE GREY | MIDNIGHT BLACK | SADDLE BROWN | SAPHIRE BLUE |
| | 9140 | 9140 | 9141 | 9142 | 9142 | 9141 |

EMBALAGENS E PESOS \ PACKING AND WEIGHTS \ EMBALLAGES ET POIDS \ VERPACKUNGEN UND GEWICHTE

| Formato Format | Caixa Box | | | Paleta Pallet | | | | |
|---------------------------------------|------------------------|-----------------------|-----------------------|-----------------------------|----------------|---------|----------|------------|
| | Pcs. Stk. | m ² / m | kg | Caixa / Paleta Box / Pallet | m ² | Net. kg | Brut. kg | cm |
| 24,5x99x1,1cm 246x987 mm | 4 | 0,95 m ² | 23,00 | 46 | 43,70 | 1.058 | 1.083 | 120x100x62 |
| 23,5x98x1,1Pcm 235x980P mm | 4 | 0,9212 m ² | 22,30 | 43 | 39,6116 | 959 | 984 | 120x100x62 |
| 16x99x1,1cm 160x987 mm | 6 | 0,95 m ² | 23,00 | 48 | 45,60 | 1.104 | 1.129 | 120x100x63 |
| 15,5x98x1,1Pcm 155x980P mm | 6 | 0,9114 m ² | 22,07 | 48 | 43,7472 | 1.059 | 1.084 | 120x100x62 |
| 16x99x1,1CHVcm | 6 | 0,7939 m ² | 19,22 | 48 | 38,1082 | 923 | 948 | 120x100x63 |
| 15,5x98x1,1PCHVcm 155x980 CHVP mm | 6 | 0,7673 m ² | 18,58 | 48 | 36,828 | 892 | 917 | 120x100x62 |
| 7,5x25x0,8cm | 54 | 1,0125 m ² | 17,50 | 72 | 72,90 | 1.260 | 1.285 | 120x80x90 |
| Kirin | 16x99x1,1cm 160x987 mm | 6 | 0,95 m ² | 23,00 | | | | |
| Mosaico 36 Mosaic 36 | 33x33x1,1cm | 7 | 0,7623 m ² | 16,25 | | | | |
| Mosaico Irreg. Mosaic Irreg. | 30x30x1,1cm | 7 | 0,63 m ² | 17,00 | | | | |
| Mosaico Esp. 11 Mosaic Sp. 11 | 30x30x1,1cm | 4 | 0,36 m ² | 9,00 | | | | |
| Mosaico Est. 18 Star Mosaic 18 | 29x33x1,1cm | 7 | 0,6699 m ² | 11,00 | | | | |
| Rodapé Bullnose | 8x99x1,1ROD cm | 12 | 11,88 m | 22,50 | | | | |