

# NATURALES CLASSIC

Naturales Natural Tiles




FORMATOS | 33x33 cm.  
SIZES



Mali



Aneto



Arán



	NATURAL UNGLAZED	
	Características dimensionales Dimension tolerance	<1,25% · máx 2 mm.
	Absorción de agua Water absorption	3<E≤6%
	Coef. Dilatación termica lineal Linear thermal expansion coefficient	3,8x10 <sup>-6</sup> xC <sup>-1</sup>
	Resistencia a la flexión Breaking Strength	20 N/mm <sup>2</sup>
	Resistencia a la abrasión profunda Resistance to deep abrasion	<393 mm <sup>3</sup>
	Resistencia al rayado (método Mohs) Scratch hardness of surface (Mohs Method)	6
	Resistencia a las manchas Resistance to stains	clase 4 a 5 class 4 a 5
	Péndulo (CTE) Not required out of Spain	clase 3 class 3
	A pie descalzo Barefoot slip resistance	C
	A pie calzado Slip resistance with footwear	R11
	Extrusión Extruded tiles	✓
	Resistencia a la helada Frost resistance	✓
	Resistencia al choque térmico Resistance to thermal shock	✓
	Resistencia química Chemical resistance	✓

# NATURALES CLASSIC


Colores / Colors



Mali



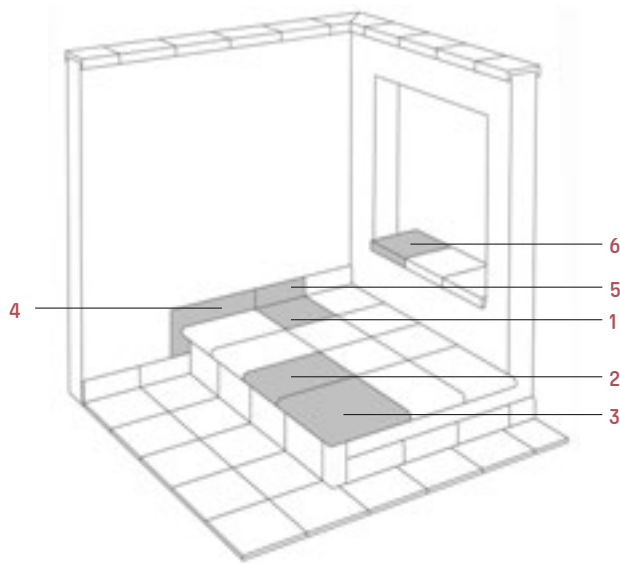
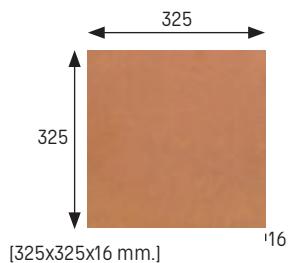
Aneto



Arán

## Base 33x33 Tile 33x33

**Mali** Cod. 901251 · [MC485]  
**Aneto** Cod. 901987 · [MC485]  
**Arán** Cod. 903059 · [MC485]



- |                      |                    |               |                |
|----------------------|--------------------|---------------|----------------|
| 1 Base               | Tile               | 4 Zanquin     | String         |
| 2 Peldaño            | Stair-tread        | 5 Rodapié     | Skirting board |
| 3 Esquina de peldaño | Stair-tread corner | 6 Vierteaguas | Wash           |

	Espesor (mm) Thickness (mm)	U.M.*	U.M./caja U.M./box	U.M./Palet U.M./Pallet	Pzs./U.M. Pcs./U.M.	Pzs./caja Pcs/box	Kg./U.M. Kg./U.M.	Kg./caja Kg./box	Kg./Palet Kg./Pallet
<b>Base 33x33</b> Tile 33x33	16	m <sup>2</sup> sqm	0,666	42,624	9	6	32,6	21,75	1391


\*Unidad de Medida. Los artículos medidos en M<sup>2</sup> o ML se sirven contando la junta normal entre piezas  
 \*Unit of measure. Items measured in SQM or LM are delivered assuming average joint between pieces



# NATURALES CLASSIC

Piezas especiales Special pieces


Colores / Colors



Mali




Aneto



Arán

## Peldaño redondeado 33 Rounded stair-tread 33


<b>Mali</b>	Cod. 901252 · [PZ270]
<b>Aneto</b>	Cod. 901988 · [PZ270]
<b>Arán</b>	Cod. 903060 · [PZ270]



[325x330x53 x18 mm.]

## Esquina redondeada Rounded stair-tread corner


<b>Mali</b>	Cod. 901254 · [PZ535]
<b>Aneto</b>	Cod. 901989 · [PZ535]
<b>Arán</b>	Cod. 903062 · [PZ535]



[330x330x53 x18 mm.]

## Remate Edge


<b>Mali</b>	Cod. 901258 · [PZ335]
<b>Aneto</b>	Cod. 901994 · [PZ335]



[325x275x65 x25 mm.]

## Remate esq. ext. External corner

<b>Mali</b>	Cod. 901260 · [PZ560]
<b>Aneto</b>	Cod. 901996 · [PZ560]



[275x275x65 x24 mm.]

## Remate esq. int. Internal corner

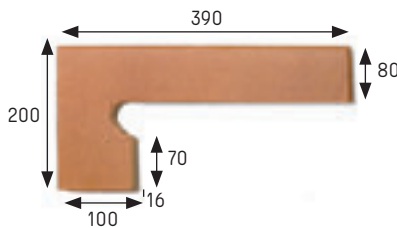
<b>Mali</b>	Cod. 901259 · [PZ560]
<b>Aneto</b>	Cod. 901995 · [PZ560]



[325x275x65 x24 mm.]

## Zanquín izda. String left side


<b>Mali</b>	Cod. 901256 · [PZ150]
<b>Aneto</b>	Cod. 901991 · [PZ150]
<b>Arán</b>	Cod. 903063 · [PZ150]



[390x80/200x100 x16 mm.]

## Zanquín dcha. String right side

<b>Mali</b>	Cod. 901255 · [PZ150]
<b>Aneto</b>	Cod. 901992 · [PZ150]
<b>Arán</b>	Cod. 903064 · [PZ150]



[390x80/200x100 x16 mm.]

## Rodapié 33 Skirting board 33


<b>Mali</b>	Cod. 901253 · [ML150]
<b>Aneto</b>	Cod. 901990 · [ML150]
<b>Arán</b>	Cod. 903061 · [ML150]



[325x80x16 mm.]

## Vierteaguas 33x33 Natural wash 33x33

<b>Mali</b>	Cod. 901257 · [PZ245]
<b>Aneto</b>	Cod. 901993 · [PZ245]
<b>Arán</b>	Cod. 903065 · [PZ245]



[325x330x40 x18 mm.]



Aneto 33x33

	Espesor (mm) Thickness (mm)	U.M.*	U.M./caja U.M./box	U.M./Palet U.M./Pallet	Pzs./U.M. Pcs./U.M.	Pzs./caja Pcs/box	Kg./U.M. Kg./U.M.	Kg./caja Kg./box	Kg./Palet Kg./Pallet
<b>Peldaño redondeado 33</b> Rounded stair-tread 33	18	Pz. Pc.	6	216	1	6	4,4	26,4	950
<b>Esquina redondeada</b> Rounded stair-tread corner	18	Pz. Pc.	2	60	1	2	6	12	360
<b>Remate</b> Edge	25	Pz. Pc.	4	168	1	4	5	19,8	832
<b>Remate esq. ext.</b> External corner	24	Pz. Pc.	2	56	1	2	6,3	12,6	354
<b>Remate esq. int.</b> Internal corner	24	Pz. Pc.	2	60	1	2	7,4	14,8	444
<b>Zanquin izda.</b> String left	16	Pz. Pc.	10	300	1	10	1,3	13	390
<b>Zanquin dcha.</b> String right	16	Pz. Pc.	10	300	1	10	1,3	13	390
<b>Rodapié</b> Skirting board	16	ml lm	8	576	3	24	2,3	18	1296
<b>Vierteaguas 33x33</b> Wash 33x33	18	Pz. Pc.	6	216	1	6	4,3	25,8	928,8

\*Unidad de Medida. Los artículos medidos en M<sup>2</sup> o ML se sirven contando la junta normal entre piezas  
 \*Unit of measure. Items measured in SQM or LM are delivered assuming average joint between pieces