

NATURE collection

**A smooth stone finished.
For settings with a wrap-round feel.**

Suavidad pétrea.
Espacios completos.



PORCELAIN White | Beige | Grey | Anthracite
WHITE BODY WALL TILES White | Sand | Silver




Nature

Porcelain

34

White | Beige | Grey | Anthracite



90 * 90 * 1 cm
35 * 35"



60 * 60 * 1 cm
24 * 24"



45,6 * 45,6 * 0,8 cm
18 * 18"




29 * 90 * 1 cm
12 * 35"



30 * 60 * 1 cm
12 * 24"



9,9 * 60 * 1 cm
4 * 24"



60 * 120 * 1 cm
24 * 48"



75,5 * 151 * 1,1 cm
30 * 59"



36

37

Nature Porcelain

NATURE WHITE 60*120 soft _ NATURE WHITE 60*60 antislip bush hammered _ D. NATURE MOSAIC
P.V NATURE WHITE _ ANG.P.V. NATURE WHITE _ E.P.V NATURE WHITE _ REJ. NATURE WHITE _ ANG.REJ. NATURE WHITE _ T.REJ. NATURE WHITE



38

39

Nature Porcelain

NATURE ANTHRACITE 90 * 90 antislip bush hammered _ NATURE ANTHRACITE 90 * 90 soft



Nature Porcelain

NATURE BEIGE 75,5*151 soft_NATURE SAND DECOR 40* 120/R

NATURE White




NATURE Grey



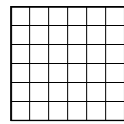
NATURE Beige



NATURE Anthracite



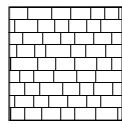
D. NATURE MOSAIC



30 * 30 cm | 12 * 12"

NO RECTIFIED	SOFT PRICE CODE P37
WHITE	26086
GREY	26084
BEIGE	26083
ANTHRACITE	26082

D. NATURE SPAC




30 * 30 cm | 12 * 12"

NO RECTIFIED	SOFT PRICE CODE P58
WHITE	26101
GREY	26099
BEIGE	26098
ANTHRACITE	26097

24819 ALUMINIO/60 _ 60 * 0,5 cm | 24 * 0,2" _ P35

26200 ALUMINIO/90/MAT _ 90 * 0,5 cm | 35 * 0,2" _ P39

26201 L. GOLDEN/MAT/90 _ 90 * 0,5 cm | 35 * 0,2" _ P39



16 patterns

90 * 90 * 1 cm | 35 * 35"


RECTIFIED	SOFT PRICE CODE BN48	ANTISLIP BUSH HAMMERED PRICE CODE BN90
WHITE	25742	25755
GREY	25747	25756
BEIGE	25748	25757
ANTHRACITE	25749	25758



48 patterns

29 * 90 * 1 cm | 12 * 35"


RECTIFIED	SOFT PRICE CODE BN114
WHITE	26212
GREY	26211
BEIGE	26210
ANTHRACITE	26204



12 patterns

60 * 120 * 1 cm | 24 * 48"

RECTIFIED	SOFT PRICE CODE BN72	ANTISLIP BUSH HAMMERED PRICE CODE BN116
WHITE	25818	25829
GREY	25819	25830
BEIGE	25820	25831
ANTHRACITE	25821	25832



24 patterns

60 * 60 * 1 cm | 24 * 24"


RECTIFIED	SOFT PRICE CODE BN33	ANTISLIP BUSH HAMMERED PRICE CODE BN88
WHITE	25764	25801
GREY	25765	25802
BEIGE	25766	25803
ANTHRACITE	25767	25804



48 patterns

30 * 60 * 1 cm | 12 * 24"

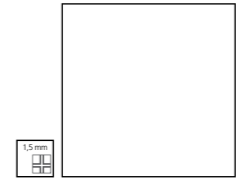
WHITE	SOFT PRICE CODE BN39
WHITE	25833
GREY	25834
BEIGE	25835
ANTHRACITE	25836



12 patterns

75,5 * 151 * 1,1 cm | 30 * 59"


RECTIFIED	SOFT PRICE CODE BN118
WHITE	25841
GREY	25842
BEIGE	25843
ANTHRACITE	25844



35 patterns

45,6 * 45,6 * 0,8 | 18 * 18"

NO RECTIFIED	SOFT PRICE CODE BN59
WHITE	25845
GREY	25846
BEIGE	25847
ANTHRACITE	25848



144 patterns

9,9 * 60 * 1 cm | 4 * 24"

RECTIFIED	SOFT PRICE CODE BN97
WHITE	26302
GREY	26304
BEIGE	26303
ANTHRACITE	26301

RHOM. NATURE



14,8 * 17 cm | 6 * 7"

NO RECTIFIED	SOFT PRICE CODE P17
WHITE	26189
GREY	26188
BEIGE	26187
ANTHRACITE	26186



Ejemplos de posibles combinaciones. Se pueden realizar en todos los colores. Examples of possible combinations. Available in all colours.

CARACTERÍSTICAS TÉCNICAS TECHNICAL CHARACTERISTICS						
joint * 0,5 mm	frost proof	versatile	full body	diferent shades	shade variation	various graphics

* Except in 45*45. Joint to 1,5mm. Excepto en 45*45, junta a 1,5 mm.


CARACTERÍSTICAS TÉCNICAS ANTIDESLIZAMIENTO ANTI-SLIP CHARACTERISTICS			
Ensayo Essay	Características Features	Resultado Result	
		SOFT	ANTISLIP BUSH HAMMERED
DIN 51130	Ángulo crítico (Pies calzados) Critical angle (footwear)	R10	R11
DIN 51097	Ángulo crítico (Pies descalzos) Critical angle (Wet loaded barefoot)	A+B	A+B+C
BS 7976-2	Antideslizamiento (Test del péndulo) Slip resistance (Pendulum test)	+36 Wet	-
UNE-ENV 12633	Antideslizamiento (Test del péndulo) Slip resistance (Pendulum test)	Class 2	Class 3
ANSI A.1371	Coefficiente de Fricción Dinámico Dynamic Coefficient of Friction (DCOF)	> 0,42 Wet	> 0,42 Wet
ISO 10545-6	Resistencia a la abrasión profunda Resistance to Deep Abrasion	< 175 mm ³	< 175 mm ³

EMBALAJE PACKING									
Formato Sizes	Cajas Boxes			Pallet			Cont./20' 21500 kg.	Cont./20' 24000 kg.	
	Piezas	m ² sq. m	kg	Cajas	m ² sq. m	kg	Tamaño cm aprox.	m ² sq. m	m ² sq. m
90 * 90 * 1	2	1,62	40	22	35,64	915	105 * 95 * 75	837,44	934,82
60 * 120 * 1	2	1,44	36	27	38,88	997	120 * 80 * 75	838,44	935,93
60 * 60 * 1	3	1,08	24,30	36	38,88	898,80	120 * 80 * 75	930,04	1.038,18
30 * 60 * 1	6	1,08	24,30	48	51,84	1.190,40	120 * 80 * 76	936,29	1.045,16
9,9 * 60 * 1	13	0,77	16,45	64	49,28	1077,8	100 * 100 * 94	983,04	1097,35
45,6 * 45,6 * 0,8	5	1,04	18,8	66	68,64	1265,8	120 * 80 * 105	1165,87	1301,44
inch	Units	ft ²	lb	Boxes	ft ²	lb	Sizes inch approx.	ft ²	ft ²
35 7/16 * 35 7/16 * 3/8	2	17,44	88,18	22	383,63	2017,23	41 5/16 * 37 3/8 * 29 1/2	9014,12	10062,31
23 5/8 * 47 1/4 * 3/8	2	15,50	79,37	27	418,50	2198,01	47 1/4 * 31 1/2 * 29 1/2	9024,88	10074,26
23 5/8 * 23 5/8 * 3/8	3	11,63	53,57	36	418,50	1.981,49	47 1/4 * 31 1/2 * 29 1/2	10.010,95	11.175,02
11 13/16 * 23 5/8 * 3/8	6	11,63	53,57	48	558,01	2.624,36	47 1/4 * 31 1/2 * 29 15/16	10.078,23	11.250,12
3 7/8 * 23 5/8 * 1	13	8,29	36,27	64	530,44	2376,14	39 3/8 * 39 3/8 * 37	10581,34	11811,77
17 15/16 * 17 15/16 * 5/16	5	11,19	41,45	66	738,83	2790,61	47 1/4 * 31 1/2 * 41 5/16	12549,31	14008,57

(Los pesos aquí reflejados pueden sufrir ligeras variaciones en función del lote de producción. Weights shown here may slightly vary depending on the production lot.)

PIEZA COMPLEMENTARIA COMPLEMENTARY PIECE			
Rodapie - Skirting R.	Peldaño técnico - Technical stair - thread P.	Peldaño romo - Rounded stair - thread R.P.	*S.K.I. *S.K.D. *Z.R.I. *Z.R.D.
8 * 90/SF cm 3 * 35" P44 8 * 60 cm 3 * 24" P13 8 * 75,5 cm 3 * 30" P43 8 * 45,6 cm 3 * 18" P9	30 * 90 cm 12 * 35" P76 30 * 60 cm 12 * 24" P54 30 * 75,5 cm 12 * 30" P70 30 * 120 cm 12 * 48" P75 30 * 151 cm 12 * 59" P80 A= 1 cm B= 3 cm	30 * 90 cm 12 * 35" P61 30 * 60 cm 12 * 24" P64 30 * 75,5 cm 12 * 30" P67 30 * 120 cm 12 * 48" P77 30 * 151 cm 12 * 59" P54	8 * 30/SF cm 3 * 12" P55 8 * 30 cm 3 * 12" P48

PIEZA ESPECIAL PISCINA SPECIAL PIECE POOL		
*Pedido mínimo 10 unidades Minimum order 10 items		
Peldaño Vierteagua Pool Coping P.V.	Peldaño vierteagua angulo Pool Coping internal corner ANG.P.V.	Peldaño vierteagua esquina Pool Coping external corner E.P.V.
20 * 60 cm 8 * 24" P61	60 * 60 cm 24 * 24" P70 (PACK 2 units)	60 * 60 cm 24 * 24" P70 (PACK 2 units)
Rejilla Drainage grate REJ.	Angulo rejilla Angle corner drainage grate ANG.REJ.	Taco rejilla Square corner drainage grate T.REJ.
15 * 60 * 2,2 cm 6 * 24 * 7/8" P54	60 * 60 * 2,2 cm 24 * 24" P75 (PACK 2 units)	15 * 15 * 2,2 cm 6 * 6" P85



Nature

White Body wall tiles

Sand | White | Silver



40 * 120 * 0,7 cm | 16 * 48"



32 * 90 * 1,05 cm | 13 * 35"





48

49

Nature White body wall tiles

NATURE SAND DECOR 40*120 _ NATURE BEIGE 60*120 soft



50



51

Nature White body wall tiles

NATURE SILVER DECOR 40 * 120

NATURE WHITE 32*90
NATURE WHITE DECOR 32*90
URBAN SILVER 90*90 antislip polished

32 * 90 cm | 13 * 35"

40 * 120 cm | 16 * 48"



NATURE



17 patterns

32 * 90 * 1,05 cm | 13 * 35"

RECTIFIED	NATURAL PRICE CODE BN29
WHITE	26279
SAND	24028
SILVER	24027

NATURE DECOR




17 patterns

32 * 90 * 1,05 cm | 13 * 35"

RECTIFIED	NATURAL PRICE CODE BN36
WHITE	26280
SAND	24029
SILVER	24030

D. NATURE MOSAIC




30 * 30 cm | 12 * 12"

NO RECTIFIED	NATURAL PRICE CODE P44
WHITE	26086
SAND	24499
SILVER	24500



NATURE



10 patterns



40 * 120 * 0,7 cm | 16 * 48"

RECTIFIED	NATURAL PRICE CODE BN101
SAND	25461
SILVER	25462

NATURE DECOR



10 patterns

40 * 120 * 0,86 cm | 16 * 48"

RECTIFIED	NATURAL PRICE CODE BN102
SAND	25463
SILVER	25464

Formato Sizes		Cajas Boxes			Pallet			Cont./20' 21500 kg.	Cont./20' 24000 kg.	
cm		Piezas	m ² / sq.m	kg	Cajas	m ² / sq.m	kg	Tamaño cm aprox.	m ² / sq.m	m ² / sq.m
40 * 120 * 0,7		5	2,36	27,50	20	47,2	574	120 * 80 * 54	1845,09	1973,52
40 * 120 * 0,85		4	1,89	25,68	20	37,80	537,60	120 * 80 * 54	1511,72	1687,50
32 * 90 * 1,05		4	1,15	20,9	56	64,4	1195,4	120 * 80 * 106	1158,27	1292,96
inch		Units	ft ²	lb	Boxes	ft ²	lb	Sizes inch approx.	ft ²	ft ²
15 3/4 * 47 1/4 * 1/4		5	25,40	60,50	20	508,05	1265,45	47 1/4 * 31 1/2 * 21 1/4	19860,38347	21242,79
15 3/4 * 47 1/4 * 5/16		4	20,34	56,50	20	406,88	1182,72	47 1/4 * 31 1/2 * 21 1/4	16271,99	18164,08
12 5/8 * 35 * 7/16		4	12,37	46,07	56	693,19	2635,40	47 1/4 * 31 1/2 * 41 3/4	12467,51	13917,30

CARACTERÍSTICAS TÉCNICAS TECHNICAL CHARACTERISTICS			
joint 0,5 mm	wall tiles	matt	thickness 7mm
diferent shades	shade variation	various graphics	