


Nr. 21

“The secret is to look at ordinary things with completely different eyes,”

VIVA
MADE





June 21, 09 p.m
Leaving the city
for a long, free journey
on my motorbike





CEMENTO LAPPATO - 606E8P GREY P.79 - 60x60 (23^{5/8}"x23^{5/8}")





















CEMENTO CASSAFORMA
546E8GR GREY P.79 - 20x120 (7^{7/8}"x47^{1/4}") - 546E9GR BLACK P.407 - 20x120 (7^{7/8}"x47^{1/4}")



PANNO PERSONALIZZABILE - PROGETTO 1991 - PRODUZIONE 1997



PENSILE ALA - PROGETTO 1993 - PRODUZIONE 1997

- 17 LEVELS OF ADJUSTMENT WITH CONTROLLABLE WEIGHT
- 17 LEVELS OF ADJUSTMENT VERTICALLY
- 17 LEVELS OF ADJUSTMENT HORIZONTALLY





CEMENTO CASSAFORMA

556E8GR GREY P.79 - 30x120 (11¹³/₁₆" x 47¹/₄") - MOSAICO COLORS I306E06 GREY/WHITE
I306E1G GREY/SAND I306E2G GREY/RED - I306E9G GREY/BLACK - 30x30 (11¹³/₁₆" x 11¹³/₁₆")





MOSAICO COLORS













CEMENTO NATURALE

606E8R GREY P.79 - 606E0R WHITE P.329 - 60x60 (23^{5/8}"x23^{5/8}")

986E8R GREY P.79 - 986E0R WHITE P.329 - 986E9R BLACK P.407 - 60x120 (23^{5/8}"x47^{1/4}")

CEMENTO CASSAFORMA

546E0GR WHITE P.329 - 20x120 (7^{7/8}"x47^{1/4}")

536E9GR BLACK P.407 - 15x120 (5^{7/8}"x47^{1/4}")

556E9GR BLACK P.407 - 30x120 (11^{13/16}"x47^{1/4}")



PAINTS REP





CEMENTO CASSAFORMA

536E8GR GREY P.79 - 15x120 (5⁷/₈"x47¹/₄")

546E8GR GREY P.79 - 20x120 (7⁷/₈"x47¹/₄") - 556E8GR GREY P.79 - 30x120 (11¹³/₁₆"x47¹/₄")









CEMENTO CASSAFORMA

536E1GR SAND P.294 - 15x120 (5^{7/8}"x47^{1/4}") - 546E1GR SAND P.294 - 20x120 (7^{7/8}"x47^{1/4}") - 556E1GR SAND P.294 - 30x120 (11^{13/16}"x47^{1/4}")





CEMENTO CASSAFORMA

536E0GR WHITE P.329 - 15x120 (5⁷/₈"x47¹/₄") - 536E5GR PAINT BLUE - 536E2GR PAINT RED - 536E4GR PAINT GREEN - 15x120 (5⁷/₈"x47¹/₄")





PAKISTAN BIJU














CEMENTO NATURALE
606E8R GREY P.79 - 60x60 (23^{5/8}"x23^{5/8}")

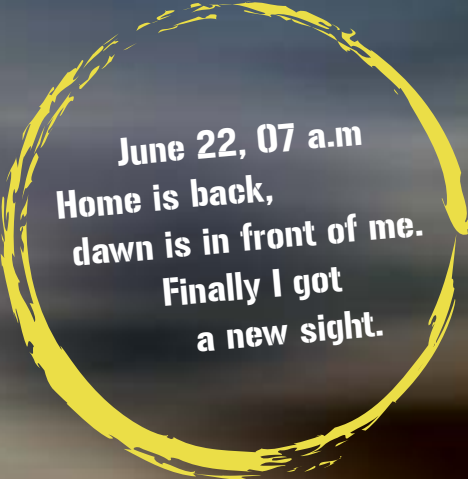
CEMENTO CASSAFORMA
536E8GR GREY P.79 - 536E2GR PAINT RED - 15x120 (5^{7/8}"x47^{1/4}")

Garbina



CEMENTO CASSAFORMA
536E1GR SAND P.294 - 536E5GR PAINT BLUE - 536E2GR PAINT RED - 536E4GR PAINT GREEN - 15x120 (5⁷/₈"x47¹/₄")







June 22, 07 a.m
Home is back,
dawn is in front of me.
Finally I got
a new sight.





986E0R White P. 329 Naturale Rett. 84 
986E0P White P. 329 Lappato Rett. 87 
 60x120_23^{5/8}"x47^{1/4}"




986E1R Sand P. 294 Naturale Rett. 84 
986E1P Sand P. 294 Lappato Rett. 87 
 60x120_23^{5/8}"x47^{1/4}"



986E8R Grey P. 79 Naturale Rett. 84 
986E8P Grey P. 79 Lappato Rett. 87 
 60x120_23^{5/8}"x47^{1/4}"



606E0R White P. 329 Naturale Rett. 76 
606E0P White P. 329 Lappato Rett. 79B 
606E0RZ White P. 329 Antislip Rett. 76 
 60x60_23^{5/8}"x23^{5/8}"




606E1R Sand P. 294 Naturale Rett. 76 
606E1P Sand P. 294 Lappato Rett. 79B 
606E1RZ Sand P. 294 Antislip Rett. 76 
 60x60_23^{5/8}"x23^{5/8}"




606E8R Grey P. 79 Naturale Rett. 76 
606E8P Grey P. 79 Lappato Rett. 79B 
606E8RZ Grey P. 79 Antislip Rett. 76 
 60x60_23^{5/8}"x23^{5/8}"



636E0R White P. 329 Naturale Rett.
 30x60_11^{13/16}"x23^{5/8}" 76 



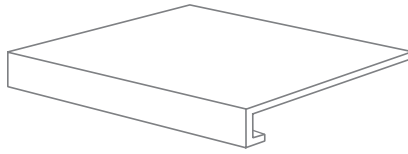
636E1R Sand P. 294 Naturale Rett.
 30x60_11^{13/16}"x23^{5/8}" 76 



636E8R Grey P. 79 Naturale Rett.
 30x60_11^{13/16}"x23^{5/8}" 76 

Pezzi speciali

OPTION TRIMS - PIECES SPECIALES - FORMTEILE - PIEZAS ESPECIALES - СПЕЦИАЛЬНЫЕ ИЗДЕЛИЯ

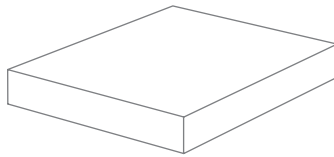


GRADONE - STEP

- 1C6E0R** White P.329 Nat. Rett.
- 1C6E1R** Sand P.294 Nat. Rett.
- 1C6E8R** Grey P.79 Nat. Rett.
- 1C6E9R** Black P.407 Nat. Rett.

33x60x3,2x3,2_12^{15/16"}x23^{5/8"}x1^{1/4"}x1^{1/4"}
PCS. BOX 4

79A

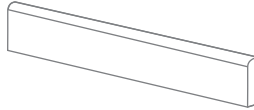


ANGOLARE - CORNER TILE

- 1A6E0R** White P.329 Nat. Rett.
- 1A6E1R** Sand P.294 Nat. Rett.
- 1A6E8R** Grey P.79 Nat. Rett.
- 1A6E9R** Black P.407 Nat. Rett.

33x33x3,2x3,2_12^{15/16"}x12^{15/16"}x1^{1/4"}x1^{1/4"}
PCS. BOX 2

78



BATTISCOPA - SKIRTING

- 956E0R** White P.329 Nat. Rett.
- 956E1R** Sand P.294 Nat. Rett.
- 956E8R** Grey P.79 Nat. Rett.
- 956E9R** Black P.407 Nat. Rett.

7,3x60_2^{7/8"}x23^{5/8"}
PCS. BOX 10

10

Si consiglia la posa con fuga 2 mm
Laying with a 2 mm-joint is recommended



986E9R Black P. 407 Naturale Rett. 84

986E9P Black P. 407 Lappato Rett. 87

60x120_23^{5/8"}x47^{1/4"}



606E9R Black P. 407 Naturale Rett. 76

606E9P Black P. 407 Lappato Rett. 79B

606E9RZ Black P. 407 Antislip Rett. 76

60x60_23^{5/8"}x23^{5/8"}



636E9R
Black P. 407 Naturale Rett.
30x60_11^{13/16"}x23^{5/8"} 76




CEMENTO CASSAFORMA



556E0GR
White P.329 Naturale Rett.
30x120_11^{13/16}"x47^{1/4}" 85A 



556E1GR
Sand P.294 Naturale Rett.
30x120_11^{13/16}"x47^{1/4}" 85A 





556E8GR
Grey P.79 Naturale Rett.
30x120_11^{13/16}"x47^{1/4}" 85A 



556E9GR
Black P.407 Naturale Rett.
30x120_11^{13/16}"x47^{1/4}" 85A 



546E0GR
White P.329 Naturale Rett.
20x120_7^{7/8}"x47^{1/4}" 87 



546E1GR
Sand P.294 Naturale Rett.
20x120_7^{7/8}"x47^{1/4}" 87 



546E8GR
Grey P.79 Naturale Rett.
20x120_7^{7/8}"x47^{1/4}" 87 



546E9GR
Black P.407 Naturale Rett.
20x120_7^{7/8}"x47^{1/4}" 87 



536E0GR
White P.329 Rett.
15x120_5^{7/8}x47^{1/4} 87



536E1GR
Sand P. 294 Rett.
15x120_5^{7/8}x47^{1/4} 87



536E8GR
Grey P. 79 Rett.
15x120_5^{7/8}x47^{1/4} 87



536E9GR
Black P. 407 Rett.
15x120_5^{7/8}x47^{1/4} 87



536E2GR
Paint Red Rett.
15x120_5^{7/8}x47^{1/4} 87



536E4GR
Paint Green Rett.
15x120_5^{7/8}x47^{1/4} 87



536E5GR
Paint Blue Rett.
15x120_5^{7/8}x47^{1/4} 87

Si consiglia la posa con fuga 2 mm
Laying with a 2 mm-joint is recommended

MOSAICO 21 mix cemento e cassaforma* - Tessera 4,8x4,8 - Chip 1^{7/8}x1^{7/8}"



I306E0
White P. 329 Nat.
30x30_11^{13/16}"x11^{13/16}" 94



I306E1
Sand P. 294 Nat.
30x30_11^{13/16}"x11^{13/16}" 94




I306E8
Grey P. 79 Nat.
30x30_11^{13/16}"x11^{13/16}" 94



I306E9
Black P. 407 Nat.
30x30_11^{13/16}"x11^{13/16}" 94


MOSAICO COLORS* - Tessera 2,8x2,8 - Chip 1^{1/8}"x1^{1/8}"




I306E0G
Grey-White Nat.
30x30_11^{13/16}"x11^{13/16}" 97



I306E1G
Grey-Sand Nat.
30x30_11^{13/16}"x11^{13/16}" 97



I306E2G
Grey-Red Nat.
30x30_11^{13/16}"x11^{13/16}" 97



I306E9G
Grey-Black Nat.
30x30_11^{13/16}"x11^{13/16}" 97

* Su rete in fibra - On fibre mesh backing

Dry - Pressed Ceramic Tiles ISO 13006 : 2012 Annex G - UNI EN 14411 : 2012 Annex G - Bla UGL - GL

CARATTERISTICHE TECNICHE Technical Features - Caracteristiques Techniques Technische Eigenschaften - Caracteristicas Tecnicas - Технические Характеристики	NORMA Standard - Norme Norm - Norma - Norma	VALORI Value - Valeur Vorgabe - Valor - Средние
PLANARITÀ Flatness - Planéité - Ebenflächigkeit - Planiyud - Плоскостность	UNI EN ISO 10545/2	± 0,26% / ± 1,5mm
	ASTM C485 Warpage	
	Calibrated ± 0,75% (max ± 0,09 in)	-
	Rectified ± 0,40% (max ± 0,05 in-size ≤ 60cm) (max ± 0,07 in-size > 60cm)	± 0,25% (max ± 0,05 in-size ≤ 60cm) (max ± 0,07 in-size > 60cm)
ASSORBIMENTO D'ACQUA - Valore medio in % Water absorption - Average value expressed in % Absorption d'eau - Valeur moyenne en % Wasseraufnahme - Durchschnittswert in % Absorción de agua - Valor medio en % - Поглощение воды	UNI EN ISO 10545/3 ≤ 0,5 % ASTM C373	Conforme Compliant
RESISTENZA ALL'ABRASIONE PEI Surface abrasion PEI - Résistance à l'abrasion PEI - Abriebfestigkeit-PEI Resistencia a la abrasion PEI - Стойкость к глубокому-PEI	UNI EN ISO 10545/7 ASTM C1027	Paint Blue, Paint Red, Paint Green 4 (6000 Cycles) Paint Blue, Paint Red, Paint Green IV
RESISTENZA ALLA FLESSIONE Modulus of rupture - Resistance a la flexion Biegefestigkeit - Resistencia a la flexion - Прочность на изгиб	UNI EN ISO 10545/4	≥ 50 N/mm ²
FORZA DI ROTTURA Breaking strength - Résistance à la rupture Bruchlast - Resistencia a la rotura - Разрывное усилие	UNI EN ISO 10545/4 ASTM C648	≥ 2000 N 700 LBS
RESISTENZA AL GELO Frost resistance - Résistance au gel - Frostbeständigkeit Resistencia a las heladas - Морозостойкость	UNI EN ISO 10545/12 ASTM C1026	Conforme Unaffected
RESISTENZA CHIMICA ad alte e basse concentrazioni di acidi e basi Chemical resistance to high and low acid and basic concentrations Résistance chimique aux hautes et basses concentrations d'acides et de bases Chemikalienfestigkeit bei hohen und niedrigen Konzentrationen von Säuren und Basen Resistencia química con concentraciones altas y bajas de ácidos y bases Химическая стойкость к высоким и низким концентрациям кислот и щелочей	UNI EN ISO 10545/13 ASTM C-650	Paint Blue, Paint Red, Paint Green GA - GLA - GHA Unaffected
	UNI EN ISO 10545/13 ASTM C-650	UA - ULA - UHA Unaffected
RESISTENZA ALLE MACCHIE Stain resistance - Résistance aux taches - Fleckenbeständigkeit Resistencia a las manchas - Стойкость к образованию пятен	UNI EN ISO 10545/14 CTI 81-7D	5 No Evident Variation
COEFFICIENTE DI ATTRITO Slip resistance - Coefficient de glissement - Rutschfestigkeit Barfußbereich Coeficiente de atrito medio - Коэффициент трения	DIN 51130 DIN 51097 ANSI A 137.1- 2012 DCOF (Section 9.6) B.C.R.A.	Naturale R10 C(A+B+C) Dry ≥ 0,42 Wet ≥ 0,42 ≥ 0,40 Lappato - - Dry ≥ 0,42 Wet ≥ 0,42 - - Antiscivolo R11 C(A+B+C) Dry ≥ 0,42 Wet ≥ 0,42 ≥ 0,40

PER MAGGIORI CHIARIMENTI SUI DATI TECNICI E SULLA GARANZIA CONSULTARE IL CATALOGO GENERALE IN VIGORE. For further information on technical specifications, please consult our up-dated general catalogue. Pour toutes informations supplémentaires sur les données techniques et sur les garanties, veuillez consulter le catalogue général en vigueur. - Für weitere Informationen über technische Daten und Garantie beziehen sie sich bitte auf den aktuellen Gesamtkatalog. Para ulteriores informaciones sobre los datos técnicos y la garantía, vease el catalogo general en vigor. Более подробную информацию о технических данных и гарантии смотрите в действующем сводном катал.

7,5%

放射性水平A类

CEMENTO

CASSAFORMA COLORATA

SHADE VARIATION

IMBALLI E PESI

PACKING AND WEIGHT - EMBALLAGES ET POIDS - VERPACKUNG UND GEWICHT - EMBALAJES Y PESOS - УПАКОВКА И ВЕС

Articolo Item Reference Artikel Artículo Артикула	Formato Size Format Format Tamaño Формат cm.	Spessore Thickness Epaisseur Stärke Espesor Толщина mm.	Pz. xMq. Pieces xSqm Pcs xM ² Stk. xQm Pzs xMc. Шт. x Кв.М.	Pz. x Scat. Pieces x Box Pcs / Bte Stk. x Krt. Pzs x Caja Шт. x Кор.	Mq. x Scat. Sqm x Box M ² / Bte Qm x Krt. Mc. x Caja Кв.М. x Кор.	Peso x Scat. Weight x Box Poids / Bte Gewicht x Krt Peso x Caja Вес x Кор. kg	Scat. x Pal. Boxes x Pal. Bte / Pal. Krt. x Pal. Cajas x Pal. Кор. x Подд.	Mq. x Pal. Sqm x Pal. M ² / Pal. Qm x Pal. Mc. x Pal. Кв.М x Подд.	Peso x Pal. Weight x Pal. Poids / Pal. Gewicht x Pal. Peso x Pal. Вес x Подд kg
986E_R 986E_P	60x120	10	1,39	2	1,440	35,00	22	31,68	770
606E_R 606E_P 606E_RZ	60x60	10	2,78	3	1,080	25,00	40	43,20	1000
636E_R	30x60	10	5,56	6	1,080	25,00	40	43,20	1000
556E_GR	30x120	10	2,78	4	1,440	34,40	22	31,68	757
546E_GR	20x120	10	4,17	4	0,960	23,50	36	34,56	846
536E_GR	15x120	10	5,56	6	1,080	22,40	32	34,56	717
1306E_ 1306E_G	30x30	10	11,11	5	0,450	10,30	-	-	-

VIVA MADE
a brand of EMILCERAMICA S.p.A.







**VIVA
MADE**

a brand of EMILCERAMICA S.p.A.
Sede amministrativa/commerciale:
Via Ghiarola Nuova, 29/33
41042 Fiorano Modenese (MO) Italy
Tel. +39 0536 998701 - Fax +39 0536 998702
info@emilceramicagroup.it - www.cerviva.it