

OCEAN


Porcelánicos Porcelain Tiles




PAVIMENTOS FLOOR TILES

KLINKJET
PRINTING TECHNOLOGY BY GRES ARAGON


FORMATOS | 15x15 cm.
SIZES




Azul Sea



Blue Laguna



Coral Bay



Green River



PORCELÁNICO
PORCELAIN



ESMALTADO
GLAZED



Características dimensionales
Dimension tolerance

<1% ·
máx 2 mm.



Absorción de agua
Water absorption

E=0,5%



Coef. Dilatación térmica lineal
Linear thermal expansion coefficient

5,8x10⁻⁶°C⁻¹



Resistencia a la flexión
Breaking Strength

>40N/mm²



Resistencia a las manchas
Resistance to stains

clase 5
class 5



REVESTIMIENTO
WALL TILING



Resistencia al cuarteo
Crazing resistance

si/yes



Extrusión
Extruded tiles

✓



Resistencia a la helada
Frost resistance

✓



Resistencia al choque térmico
Resistance to thermal shock

✓




Resistencia química
Chemical resistance


✓

OCEAN


Colores / Colors **




Azul Sea



Blue Laguna




Coral Bay



Green River

Base 15x15 Tile 15x15

- Azul Sea** Cod. 903738 · [MC565]
- Blue Laguna** Cod. 903554 · [MC565]
- Coral Bay** Cod. 903559 · [MC565]
- Green River** Cod. 903558 · [MC565]



** Combinación de 4 piezas para mostrar la destonificación.
 ** 4 pieces combination to show shade variations.

	Espesor (mm) Thickness (mm)	U.M.*	U.M./caja U.M./box	U.M./Palet U.M./Pallet	Pzs./U.M. Pcs./U.M.	Pzs./caja Pcs/box	Kg./U.M. Kg./U.M.	Kg./caja Kg./box	Kg./Palet Kg./Pallet
Base 15x15 Tile 15x15	8,5	m ² sqm	0,765	64,26	34	26	18,87	14,44	1212,96

*Unidad de Medida. Los artículos medidos en M² o ML se sirven contando la junta normal entre piezas
 *Unit of measure. Items measured in SQM or LM are delivered assuming average joint between pieces

