



ONE

UNEXPECTED SURFACES



QUA SW 150 RM / QUA SW 150 LP



QUA SW 150 RM / QUA SW 150 LP / WZON 2018BS RM

DOR NU 150 RM



DOR NU 150 LP



# ONE

**GRES PORCELLANATO A TUTTO SPESSORE**  
 FULL BODY PORCELAIN TILE  
 GRÈS CÉRAME PLEINE MASSE  
 DURCHGEFÄRBTES FEINSTEINZEUG  
 GRES PORCELÁNICO A TODA MASA  
 ПОЛНОТЕЛЫЙ КЕРАМОГРАНИТ  
 通体瓷质砖

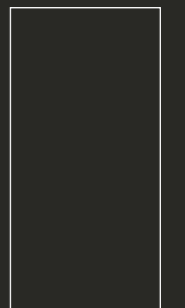
ISO 13006 - G - BIa UGL (E ≤ 0,5%) UNI EN 14411 - G -



RM V3



- QUA SW
- CAR ON
- DOR NU
- GRI BI



75X150/30"X59"



75X75/30"X30"



GRES PORCELLANATO A TUTTO SPESSORE / FULL BODY PORCELAIN TILE / GRÈS CÉRAME PLEINE MASSE / DURCHGEFÄRBTES FEINSTEINZEUG  
GRES PORCELÁNICO A TODA MASA / ПОЛНОТЕЛЫЙ КЕРАМОГРАНИТ / 通体瓷质砖


ISO 13006 - G - Bla UGL (E ≤ 0,5%) UNI EN 14411 - G -



## QUA SW



## CAR ON



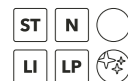
**75X150**  
30"X59"



**75X75**  
30"X30"



**30X30**  
12"X12"



■	QUA SW 150 RM	QUA SW 75 RM	MK.QUA SW 30
■	QUA SW 150 LP	QUA SW 75 LP	



**75X150**  
30"X59"



**75X75**  
30"X30"



**30X30**  
12"X12"



■	CAR ON 150 RM	CAR ON 75 RM	MK.CAR ON 30
■	CAR ON 150 LP	CAR ON 75 LP	

GRES PORCELLANATO A TUTTO SPESSORE / FULL BODY PORCELAIN TILE / GRÈS CÉRAME PLEINE MASSE / DURCHGEFÄRBTES FEINSTEINZEUG  
GRES PORCELÁNICO A TODA MASA / ПОЛНОТЕЛЫЙ КЕРАМОГРАНИТ / 通体瓷质砖


ISO 13006 - G - BIa UGL (E ≤ 0,5%) UNI EN 14411 - G -



## DOR NU



## GRI BI



**75X150**  
30"X59"



**75X75**  
30"X30"



**30X30**  
12"X12"



- DOR NU 150 RM
- DOR NU 150 LP

- DOR NU 75 RM
- DOR NU 75 LP

MK.DOR NU 30



**75X150**  
30"X59"



**75X75**  
30"X30"



**30X30**  
12"X12"



- GRI BI 150 RM
- GRI BI 150 LP

- GRI BI 75 RM
- GRI BI 75 LP

MK.GRI BI 30

# ONE


GRES PORCELLANATO A TUTTO SPESSORE / FULL BODY PORCELAIN TILE / GRÈS CÉRAME PLEINE MASSE / DURCHGEFÄRBTES FEINSTEINZEUG  
GRES PORCELÁNICO A TODA MASA / ПОЛНОТЕЛЫЙ КЕРАМОГРАНИТ / 通体瓷质砖

ISO 13006 - G - Bla UGL (E ≤ 0,5%) UNI EN 14411 - G -

Elementi decorativi / Decorative elements / Éléments décoratifs / Dekorations-Elemente  
Elementos decorativos / Декоративные элементы / 装饰元素



QUA SW DK 150LP  
75X150 / 30"X59"



CAR ON DK 150LP  
75X150 / 30"X59"



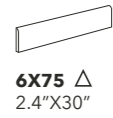
DOR NU DK 150LP  
75X150 / 30"X59"



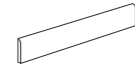
GRI BI DK 150LP  
75X150 / 30"X59"



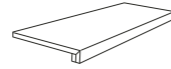
Pezzi speciali / Trims / Pièces spéciales / Sonderstücke  
Piezas especiales / Специальные элементы / 特制件



6X75 △  
2.4"X30"



6X150 △  
2.4"X59"



150X32,5 △  
59"X12.8"

QUA SW	QUA SW BT75	QUA SW BT150	QUA SW G150
CAR ON	CAR ON BT75	CAR ON BT150	CAR ON G150
DOR NU	DOR NU BT75	DOR NU BT150	DOR NU G150
GRI BI	GRI BI BT75	GRI BI BT150	GRI BI G150

ARTICOLO	DIN 51130 (R)	DIN 51097 (A+B+C)	BCR REP.CEC 6/81		DM 14/6/89 N.236		PENDULUM TEST BS (INGLESE)	PENDULUM TEST AS/NZS 4856:2004 (AUSTRALIANO)	PENDULUM TEST UNE ENV 12633:2003 (SPAGNOLO)	BOT 3000 (DCOF) average value
			g.a.	g.b.	c.a.	g.b.				
ONE	R10	A	> 0,4	> 0,4	> 0,4	> 0,4	> 25	> 25	2	> 0,42

